

Tribal Mitigation Planning Workshop

Module 5: Plan Implementation



FEMA

Plan Implementation Overview

- Review and adopt your plan
- Put your plan into action
- Mitigation funding and assistance





Review and Adopt your Plan

Include Statement of Assurances

- Affirms that your Tribe understands and will comply with all applicable Federal statutes and regulations for the grant period
- Affirms your Tribe will amend the plan when necessary to reflect changes in Tribal or Federal law
- Can go in the plan or in the adoption resolution

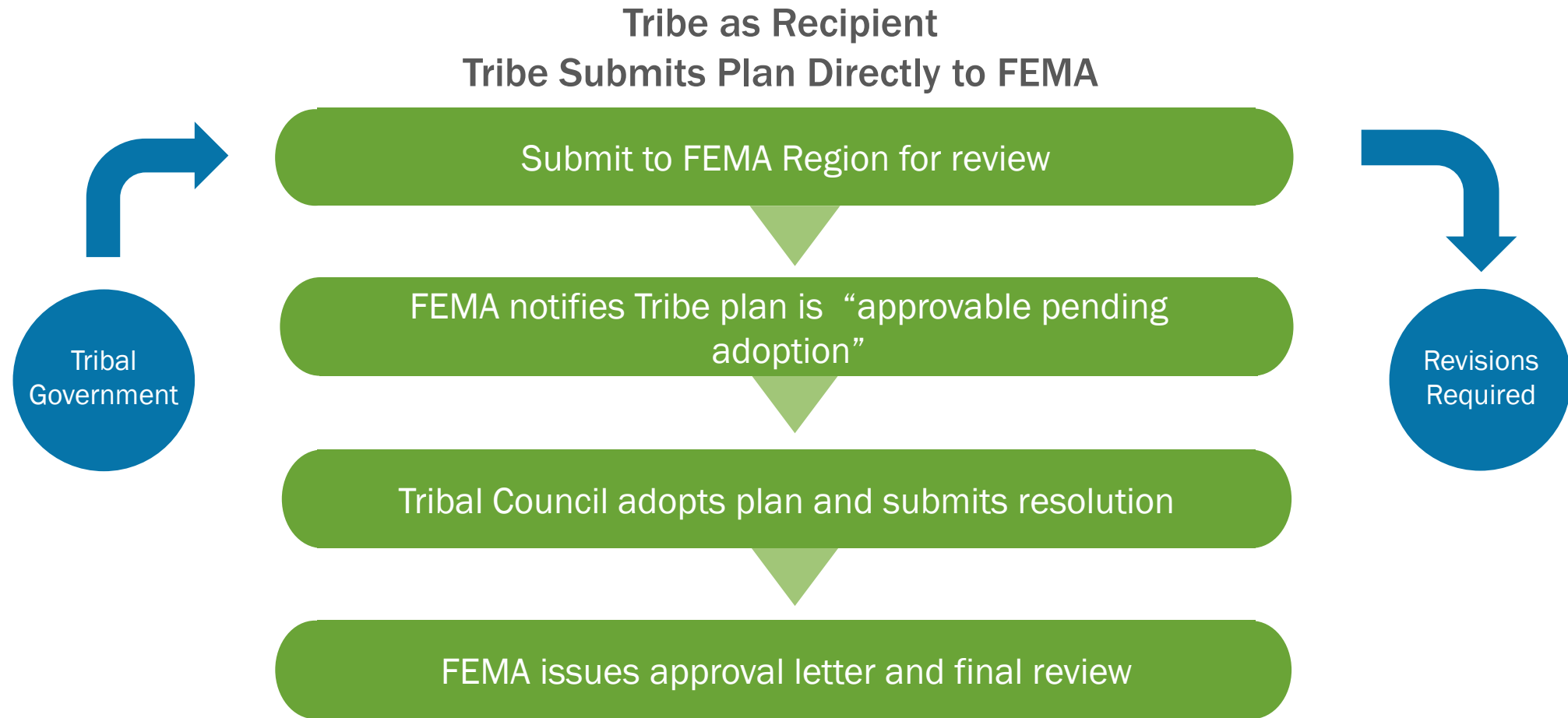


Review and Gather Comments

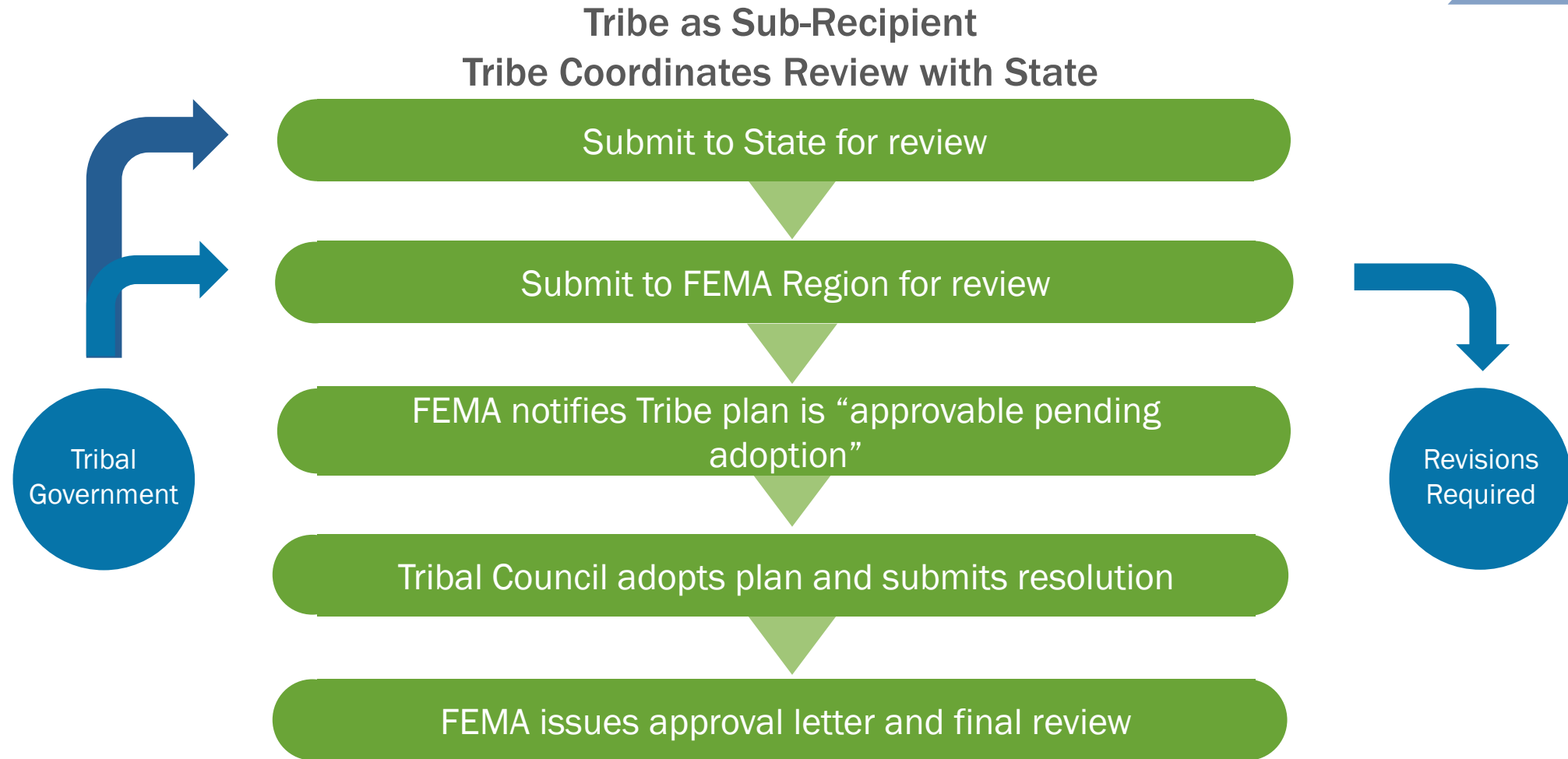
- Review your plan with the planning team
- Make available to Tribal members
- Publicize comment period
- Present to Tribal officials



Plan Submission and Review Process



Plan Submission and Review Process



Plan Adoption

- Signals a commitment to mitigation and Tribal resilience
- Can be by resolution, executive order, notice of action, or other format
- Must take place within 1 year of receiving approvable-pending-adoption status





Putting your Plan into Action

Risk Reduction Requires Action

- Implement plan to:
 - Protect Tribal members and guests
 - Maintain public safety
 - Protect historical and sacred sites
 - Prevent damage to Tribal assets
 - Reduce costs of disaster response and recovery
 - Improve Tribal capabilities
 - Develop safely and sustainably




Implementation and Administration



Who is responsible?




What is the timeline?



How will it be funded?

Common Challenges

- Competing and changing priorities
- Lack of interest or knowledge of mitigation
- Lack of funding and resources
- Insufficient political will
- Disconnect with day-to-day operations



Challenges

- Hazard mitigation is not a community priority
 - Not a typical planning function
 - Competition with other priorities
 - Framework of development and property rights
- Capabilities may not exist:
 - Lack of political will
 - Lack of actionable data
 - Lack of incentives




Possible Solutions

- Expand education and outreach opportunities
- Listen to Tribal leaders and members when it comes to plan implementation and integration efforts
- Balance competing priorities



Possible Solutions

- Make Tribal leaders aware of the benefits of plan integration and implementation
- Incentivize mitigation planning
- Expand local capacity for mitigation





Moving Mitigation Forward

Setting Up for Success

- Use post-disaster recovery period
- Focus on early wins
- Encourage champions
- Maintain your engagement
- Focus on quality over quantity
- Build on existing strengths
- Develop strong messaging
- Celebrate success!



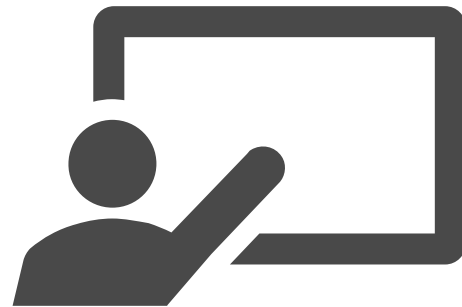
Use the Post-Disaster Recovery Period

- Take advantage of public interest and political will
- Funding opportunities to address problems
- Recover with mitigation in mind



Focus on Early Wins

- Demonstrating success and progress can quickly go a long way toward gaining support
- Try to complete a few low-cost actions that can be implemented quickly



Encourage Champions

- Champions should:
 - Be credible with the community
 - Understand your plan
 - Be able to communicate it to others
- Look to the organizations that are identified in the action plan



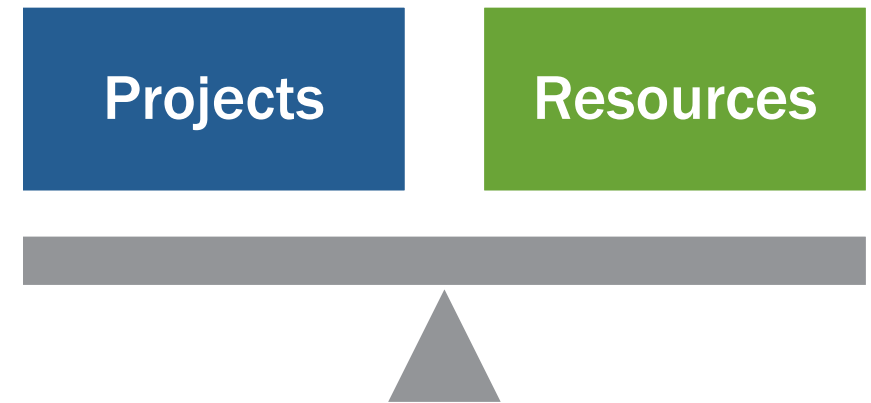
Maintain Your Engagement

- Leverage your partnerships to:
 - Share ideas and best practices to address risk
 - Ensure efforts are not duplicated
 - Ensure resources are utilized effectively and efficiently
 - Identify potential funding sources



Focus on Quality over Quantity

- Identify and focus on projects that target the highest risks and your greatest community needs
- Balance available staff and the time allotted to the project
- Plans can always be revised to include future projects



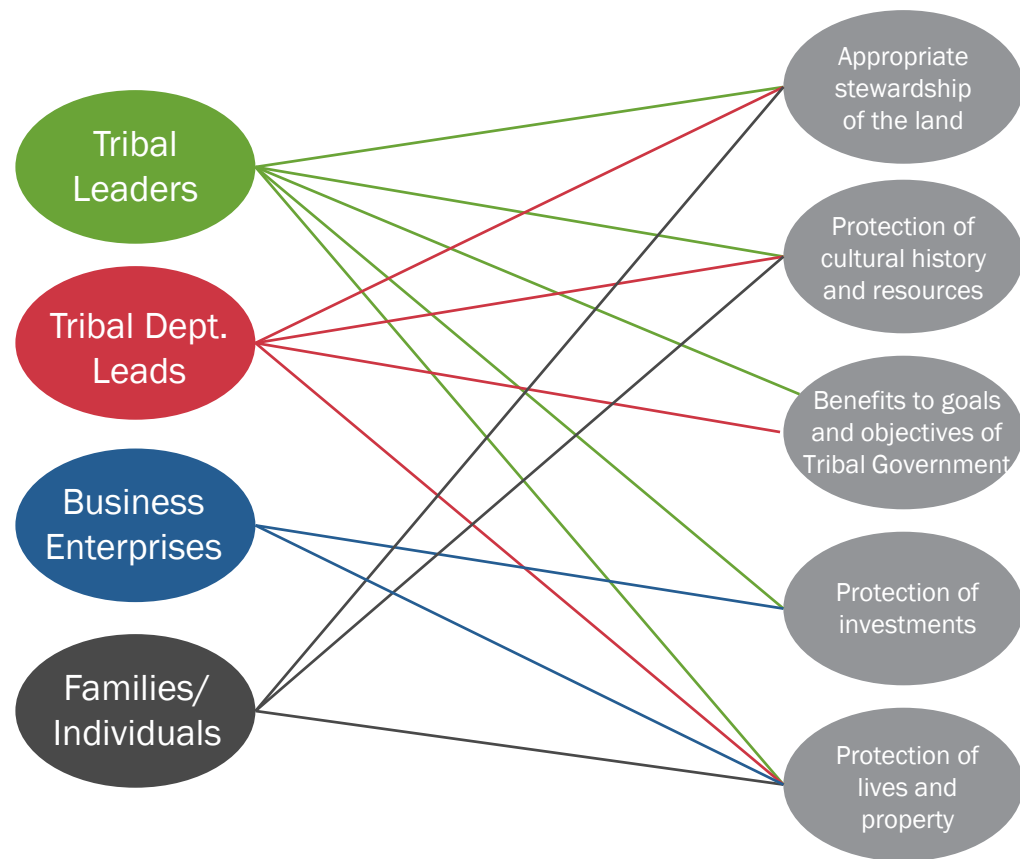
Build on Existing Strengths

- Look at existing programs and plans to match with mitigation actions and proposed projects.



Develop Strong Messaging

- Tailor the message to your audience



Celebrate Success!

- Now that your plan is adopted and approved, the work is just beginning.
- But first, it's time to celebrate!
- Publicize the adoption and approval of your plan.



EXERCISE 10

- What successes have you had in implementing mitigation projects?
 - What about other planning projects around your community?
- How could you use these successes and lessons learned for future mitigation planning?



Mitigation Funding and Assistance

Including Funding Options in your Plan

- Describe *existing* funding used for hazard mitigation
- Identify *potential* sources of funding to implement mitigation actions

There are a wide range of mitigation funding opportunities. It is okay to get creative!



Mitigation Funding Sources

- Private funding
- Non-governmental funding
- Tribal/local funding
- State and Federal government funding
- FEMA programs



Types of Mitigation Funding and Assistance

- Grants
- Loans
- Tribal revenue
- Technical assistance
- In-kind services and materials



Private Funding

- Individuals may complete their own mitigation projects or cover a portion of the cost of mitigation measures for their property.
 - All or part of the non-federal share up to 25% of the project cost
 - Increases the likelihood of buy-in



FEMA Hazard Mitigation Assistance Grants

- Hazard Mitigation Grant Program (HMGP)
- Pre-Disaster Mitigation (PDM)
- Flood Mitigation Assistance (FMA)



Paths to HMA Applications



Mitigation Plan Requirement for FEMA Grants

FEMA Assistance Program		Is a Mitigation Plan Required?	
		Tribal Applicant to FEMA	Tribal Sub-applicant Through State
Individual Assistance (IA)		No	No
Public Assistance (PA)	Categories A and B (e.g., debris removal, emergency protective measures)	No	No
	Categories C through G (Permanent Work - e.g., repairs to publically owned buildings)	Yes	No
Fire Management Assistance Grants (FMAG)		Yes	No
Hazard Mitigation Grant Program (HMGP)	Planning grant	Yes	No
	Project grant	Yes	Yes
Pre-Disaster Mitigation (PDM)	Planning grant	No	No
	Project grant	Yes	Yes
Flood Mitigation Assistance (FMA)	Planning grant	Yes	No
	Project grant	Yes	Yes



Hazard Mitigation Grant Program (HMGP)

- Goal: Help communities implement hazard mitigation measures following a Presidential major disaster declaration
- Funded post-disaster
- No mitigation plan requirement for the development of a new mitigation plan for sub-recipients
- Funds hazard mitigation plans and projects for all hazards



Pre-Disaster Mitigation Grant Program (PDM)

- Annually funded (by appropriation) program; not tied to disasters
- Goal: Reduce overall risk to the population and structures from future hazards
- Federally recognized Tribal governments may apply directly to FEMA for PDM grant funds for mitigation planning and all-hazard mitigation projects
- Funds hazard mitigation plans and projects for all hazards



Flood Mitigation Assistance Program (FMA)

- Goal: Reduce long-term risk of flood damage to structures insured in the NFIP
- Annually funded by appropriation (non-disaster)
- Mitigation plan requirement applies for recipients
- No mitigation plan requirement for the development of a new mitigation plan for sub-recipients
- Tribe must be in the NFIP
- Funds both flood portion of hazard mitigation plans and flood mitigation projects only



Other FEMA Resources

- Public Assistance (PA) Program Section 406 Mitigation
- Emergency Management Performance Grant (EMPG)
- Increased Cost of Compliance (ICC) under the NFIP



Mitigation Success Stories

- FEMA Mitigation Best Practices Portfolio
 - <http://www.fema.gov/mitigation-best-practices-portfolio>
- Homeland Security Library
 - <https://www.hsdl.org/c/>



Questions?

