



# **Disaster Relief Fund: Monthly Report**

**as of October 31, 2024**

*November 13, 2024*

**Fiscal Year 2025 Report to Congress**



**Homeland  
Security**

*Federal Emergency Management Agency*

# Message from the Administrator

November 13, 2024

I am pleased to present the following, “Disaster Relief Fund: Monthly Report,” which has been prepared by the Federal Emergency Management Agency.

This document has been compiled pursuant to language set forth in the Fiscal Year (FY) 2025 Continuing Appropriations and Extensions Act (P.L. 118-83), which extends the terms and conditions of the FY 2024 Department of Homeland Security Appropriations Act (P.L. 118-47) and in the Coronavirus Aid, Relief, and Economic Security Act (P.L. 116-136).

Pursuant to congressional requirements, this report is being provided to the following Members of Congress:

The Honorable Tom Cole  
Chairman, House Appropriations Committee

The Honorable Rosa DeLauro  
Ranking Member, House Appropriations Committee

The Honorable Patty Murray  
Chair, Senate Appropriations Committee

The Honorable Susan Collins  
Vice Chair, Senate Appropriations Committee

Inquiries relating to this report may be directed to Greg James (228) 229-9864.

Sincerely,



Deanne Criswell  
Administrator  
Federal Emergency Management Agency





# Disaster Relief Fund: Monthly Report as of October 31, 2024

## Table of Contents

I.	Legislative Language.....	1
II.	Background .....	3
	Appendix A: DRF Appropriations Summary .....	4
	Appendix B: DRF Funding Activity .....	5
	Appendix C: Obligations and Estimates by Spending Category.....	11
	Appendix D: Allocations, Obligations, & Expenditures.....	12
	Appendix E: Fund Exhaustion Date.....	15
	Appendix F: DRF Cost Estimation Bridge Table .....	16
	Appendix G: BRIC-PDM History and Fund Status .....	17

# I. Legislative Language

This document has been compiled pursuant to language set forth in the Fiscal Year (FY) 2025 Continuing Appropriations and Extensions Act (P.L. 118-83), which extends the terms and conditions of FY 2024 Department of Homeland Security (DHS) Appropriations Act (P.L. 118-47) and in the Coronavirus Aid, Relief, and Economic Security Act (P.L. 116-136).

P.L. 118-83 states:

The following sums are hereby appropriated, out of any money in the Treasury not otherwise appropriated, and out of applicable corporate or other revenues, receipts, and funds, for the several departments, agencies, corporations, and other organizational units of Government for fiscal year 2025, and for other purposes, namely:

SEC. 101. Such amounts as may be necessary, at a rate for operations as provided in the applicable appropriations Acts for fiscal year 2024 and under the authority and conditions provided in such Acts, for continuing projects or activities (including the costs of direct loans and loan guarantees) that are not otherwise specifically provided for in this Act, that were conducted in fiscal year 2024, and for which appropriations, funds, or other authority were made available in the following appropriations Acts:

... (6) The Department of Homeland Security Appropriations Act, 2024 (division C of Public Law 118-47), except section 546(e), and including sections 102 through 105 of title I of division G of Public Law 118-47.

P.L. 118-47 (referenced above) states:

SEC. 306. The reporting requirements in paragraphs (1) and (2) under the heading "Federal Emergency Management Agency-Disaster Relief Fund" in the Department of Homeland Security Appropriations Act, 2015 (Public Law 114-4), related to reporting on the Disaster Relief Fund, shall be applied in fiscal year 2024 with respect to budget year 2025 and current fiscal year 2024, respectively-

- (1) in paragraph (1) by substituting "fiscal year 2025" for "fiscal year 2016"; and
- (2) in paragraph (2) by inserting "business" after "fifth".

P.L. 114-4 (referenced above) states:

*Provided*, That the Administrator of the Federal Emergency Management Agency shall submit to the Committees on Appropriations of the Senate and the House of Representatives the following reports, including a specific description of the methodology and the source data used in developing such reports...

- (2) an estimate or actual amounts, if available, of the following for the current fiscal year shall be submitted not later than the fifth day of each month, and shall be published by the Administrator on the Agency's Web site not later than the fifth day of each month:
  - (A) a summary of the amount of appropriations made available by source, the transfers executed, the previously allocated funds recovered, and the commitments, allocations, and obligations made;
  - (B) a table of disaster relief activity delineated by month, including-
    - (i) the beginning and ending balances;
    - (ii) the total obligations to include amounts obligated for fire assistance, emergencies, surge, and disaster support activities;
    - (iii) the obligations for catastrophic events delineated by event and by state; and
    - (iv) the amount of previously obligated funds that are recovered;
  - (C) a summary of allocations, obligations, and expenditures for catastrophic events delineated by event;
  - (D) in addition, for a disaster declaration related to Hurricane Sandy, the cost of the following categories of spending: public assistance, individual assistance, mitigation, administrative, operations, and any other relevant category (including emergency measures and disaster resources); and
  - (E) the date on which funds appropriated will be exhausted...

P.L. 116-136 states:

*Provided further*, That every 30 days the Administrator shall provide the Committees on Appropriations of the Senate and the House of Representatives both projected and actual costs for funds provided under this heading for major disasters and any other expenses...

This report covers activities as of October 31, 2024.

## II. Background

P.L. 118-47 requires that the Federal Emergency Management Agency (FEMA) Administrator provide a report by the fifth business day of each month on the Disaster Relief Fund (DRF) that includes a funding summary, a table delineating DRF funding activities each month by state and event, a summary of the funding for the catastrophic events, and the fund exhaustion date, or end-of-fiscal-year balance.

P.L. 116-136 requires that both projected and actual costs for funds provided by it for major disasters and any other expenses be provided to the House and Senate Appropriations Committees.

Consequently, the following report elements are included:

1. Appendix A is an appropriations summary that includes a synopsis of the amount of appropriations made available by source, the transfers executed, the previously allocated funds recovered, and the commitments, allocations, and obligations.
2. Appendix B presents details on the DRF funding activities delineated by month.
3. Appendix C presents obligations and estimates by spending category for Hurricanes Sandy, Harvey, Irma, and Maria; Coronavirus Disease 2019 (COVID-19); and declarations since August 1, 2017.
4. Appendix D presents funding summaries for the current active catastrophic events including the allocations, obligations, and expenditures.
5. Appendix E presents the fund exhaustion date, or end-of-fiscal-year balance.
6. Appendix F presents a bridge table that provides explanation for the monthly and baseline change for all activities to include details for catastrophic events.
7. Appendix G presents the fund history and current status of the Building Resilient Infrastructure and Communities (BRIC)/Predisaster Mitigation (PDM) program.

**Disaster Relief Fund Congressional Monthly Report**  
**as of October 31, 2024**  
(Dollars in Millions)

	<u>Major Declarations</u>	<u>Base</u>	<u>Total</u>
Carryover From FY 2024	\$ 1,992	\$ 492	\$ 2,484
FY 2025 Continuing Appropriations and Extensions Act <sup>(1)</sup>	20,261		20,261
FY 2025 Recoveries	822	99	921
<b>Total Budget Authority</b>	<b>23,075</b>	<b>591</b>	<b>23,666</b>
Actual/Anticipated Transfers to DADLP <sup>(2)</sup>	(137)		(137)
Actual 6% for Predisaster Mitigation per DRRRA <sup>(3)</sup>	(23)		(23)
Anticipated Transfers to USAID <sup>(4)</sup>		(10)	(10)
<b>Revised Budget Authority</b>	<b>22,915</b>	<b>581</b>	<b>23,496</b>
Obligations <sup>(5)</sup>	(16,575)	(137)	(16,712)
<b>Balance</b>	<b>6,340</b>	<b>444</b>	<b>6,784</b>
<b>Projections for the Remainder of FY 2025</b>			
Projected FY 2025 Additional Obligations			
Based on Existing Spend Plans			
Non-Catastrophic Disasters			
Catastrophic Disasters	(38,130)		(38,130)
DRS and Other		(397)	(397)
<b>Subtotal Existing Spend Plans</b>	<b>(38,130)</b>	<b>(397)</b>	<b>(38,527)</b>
Based on 10-year Average			
Non-Catastrophic Disasters	(2,473)		(2,473)
EM, FMAG, and SU		(329)	(329)
<b>Subtotal 10-year Average</b>	<b>(2,473)</b>	<b>(329)</b>	<b>(2,802)</b>
<b>Total Projected FY 2025 Additional Obligations <sup>(6)</sup></b>	<b>(40,603)</b>	<b>(726)</b>	<b>(41,329)</b>
Projected Additional Recoveries	4,178	101	4,279
<b>Balance</b>	<b>\$ (30,085)</b>	<b>\$ (181)</b>	<b>\$ (30,266)</b>

**Notes:**

(1) Pursuant to P.L 118-83, the Continuing Appropriations and Extensions Act, 2025. Section 134 allows the DRF appropriation to be apportioned as necessary, up to the FY 2024 enacted levels, to carry out response and recovery activities.

(2) Pursuant to P.L. 116-260, FY 2021 DHS Appropriations Act and Coronavirus Response and Relief Supplemental Appropriations Act, 2021.

(3) Pursuant to the Disaster Recovery Reform Act (DRRA) (P.L. 115-254). See Appendix G for additional information regarding the BRIC program

(4) Anticipated transfers to the U.S. Agency for International Development (USAID) for Compact Aid Agreement.

(5) As of October 31, 2024, unobligated commitments were \$411 million and uncommitted/unobligated allocations totaled \$414 million.

**(6) The remaining projections do not include the full-year estimated obligations for Hurricanes Helene and Milton. Updated projections for FY 2025 will be included in the December report to Congress.**

Source of financial information is the Integrated Financial Management Information System (IFMIS).

APPENDIX B: DRF Funding Activity (Details)

Disaster Relief Fund Monthly Obligations FY 2025

DRF Monthly Spend Plan (FY 2025)

(\$ in millions)

as of October 31, 2024

	Oct-24	Nov-24	Dec-24	Jan-25	Feb-25	Mar-25	Apr-25	May-25	Jun-25	Jul-25	Aug-25	Sep-25	Total
Beginning of Month DRF Balance	\$ 2,484	\$ 6,784	\$ 3,509	\$ 866	\$ (2,508)	\$ (6,197)	\$ (9,993)	\$ (14,512)	\$ (18,202)	\$ (21,978)	\$ (24,333)	\$ (26,240)	\$ (30,266)
FY 2025 Continuing Appropriations Act <sup>(1)</sup>	20,261												
Actual/Anticipated Transfers to/from DADLP <sup>(2)</sup>	(137)												
Predisaster Mitigation <sup>(3)</sup>	(23)												
Anticipated Transfers to USAID <sup>(4)</sup>	(10)												
<b>Total Available</b>	<b>22,575</b>	<b>6,784</b>	<b>3,509</b>	<b>866</b>	<b>(2,508)</b>	<b>(6,197)</b>	<b>(9,993)</b>	<b>(14,512)</b>	<b>(18,202)</b>	<b>(21,978)</b>	<b>(24,333)</b>	<b>(26,240)</b>	<b>(30,266)</b>
<b>Major Declarations</b>	<b>22,093</b>	<b>6,340</b>	<b>3,132</b>	<b>538</b>	<b>(2,772)</b>	<b>(6,410)</b>	<b>(10,147)</b>	<b>(14,600)</b>	<b>(18,245)</b>	<b>(21,962)</b>	<b>(24,272)</b>	<b>(26,133)</b>	<b>(30,085)</b>
<b>Base</b>	<b>482</b>	<b>444</b>	<b>377</b>	<b>328</b>	<b>264</b>	<b>213</b>	<b>154</b>	<b>88</b>	<b>43</b>	<b>(16)</b>	<b>(61)</b>	<b>(107)</b>	<b>(181)</b>
<b>DRF Base Activities</b>													
<b>Emergencies</b>													
Monthly Actual/Estimated Obligations	(21)	(10)	(10)	(10)	(10)	(10)	(10)	(10)	(10)	(10)	(10)	(9)	(130)
<b>Fire Management</b>													
Monthly Actual/Estimated Obligations	(20)	(16)	(16)	(16)	(16)	(16)	(16)	(16)	(16)	(15)	(15)	(4)	(182)
<b>Surge</b>													
Monthly Actual/Estimated Obligations	(17)	(5)	(5)	(5)	(5)	(5)	(5)	(5)	(5)	(6)	(6)	(6)	(75)
<b>Disaster Support &amp; Other Activities</b>													
DRS Monthly Actual/Estimated Obligations	(78)	(42)	(24)	(39)	(26)	(34)	(41)	(20)	(34)	(20)	(23)	(63)	(444)
Other Monthly Actual/Estimated Obligations	(1)	(3)	(3)	(3)	(3)	(3)	(3)	(3)	(3)	(3)	(2)	(2)	(32)
Monthly Actual/Estimated Obligations	(79)	(45)	(27)	(42)	(29)	(37)	(44)	(23)	(37)	(23)	(25)	(65)	(476)
<b>Total DRF Base Actual/Estimated Obligations</b>	<b>(137)</b>	<b>(76)</b>	<b>(58)</b>	<b>(73)</b>	<b>(60)</b>	<b>(68)</b>	<b>(75)</b>	<b>(54)</b>	<b>(68)</b>	<b>(54)</b>	<b>(56)</b>	<b>(84)</b>	<b>(863)</b>
<b>DRF DR Activities</b>													
<b>Average Monthly Major DR Activity (Non-Cat.)</b>													
Monthly Actual/Estimated Obligations	(1,059)	(247)	(244)	(219)	(221)	(275)	(209)	(196)	(205)	(198)	(177)	(282)	(3,532)
<b>Katrina Rita Wilma</b>													
Initial FY 2025 Spend Plan Estimates	(7)	(8)	(2)	(1)	-	(5)	-	-	(4)	-	(1)	(25)	(53)
Monthly Actual/Estimated Obligations	(7)	(8)	(2)	(1)	-	(5)	-	-	(4)	-	(1)	(25)	(53)
<b>Ike</b>													
Initial FY 2025 Spend Plan Estimates	(1)	(9)	-	-	-	-	-	-	-	-	-	-	(10)
Monthly Actual/Estimated Obligations	(1)	(9)	-	-	-	-	-	-	-	-	-	-	(10)
<b>Sandy</b>													
Initial FY 2025 Spend Plan Estimates	(106)	(18)	(16)	(3)	(2)	(68)	(11)	(10)	(199)	(19)	(30)	(132)	(614)
Monthly Actual/Estimated Obligations	(106)	(18)	(16)	(3)	(2)	(68)	(11)	(10)	(199)	(19)	(30)	(132)	(614)
<b>WV Floods 4273</b>													
Initial FY 2025 Spend Plan Estimates	-	(1)	(1)	(1)	-	(1)	(1)	(1)	(1)	-	-	(1)	(8)
Monthly Actual/Estimated Obligations	-	(1)	(1)	(1)	-	(1)	(1)	(1)	(1)	-	-	(1)	(8)
<b>LA Floods 4277</b>													
Initial FY 2025 Spend Plan Estimates	(2)	(2)	(7)	-	-	(1)	-	-	-	-	-	(1)	(13)
Monthly Actual/Estimated Obligations	(2)	(2)	(7)	-	-	(1)	-	-	-	-	-	(1)	(13)
<b>Matthew</b>													
Initial FY 2025 Spend Plan Estimates	(4)	(11)	(10)	-	(1)	-	-	-	-	-	-	-	(26)
Monthly Actual/Estimated Obligations	(4)	(11)	(10)	-	(1)	-	-	-	-	-	-	-	(26)
<b>CA Winter Storms</b>													
Initial FY 2025 Spend Plan Estimates	(1)	(15)	(3)	(28)	(10)	-	(1)	-	-	-	-	(1)	(59)
Monthly Actual/Estimated Obligations	(1)	(15)	(3)	(28)	(10)	-	(1)	-	-	-	-	(1)	(59)
<b>Harvey</b>													
Initial FY 2025 Spend Plan Estimates	(23)	(14)	(7)	(32)	(2)	(11)	(17)	(3)	(4)	(3)	(3)	(2)	(121)
Monthly Actual/Estimated Obligations	(23)	(14)	(7)	(32)	(2)	(11)	(17)	(3)	(4)	(3)	(3)	(2)	(121)
<b>Irma</b>													
Initial FY 2025 Spend Plan Estimates	(19)	(6)	(5)	(15)	(5)	(11)	(10)	(7)	(17)	(4)	(11)	(16)	(126)
Monthly Actual/Estimated Obligations	(19)	(6)	(5)	(15)	(5)	(11)	(10)	(7)	(17)	(4)	(11)	(16)	(126)
<b>Maria</b>													
Initial FY 2025 Spend Plan Estimates	(3,649)	(200)	(83)	(1,290)	(876)	(1,637)	(2,527)	(893)	(570)	(519)	(326)	(468)	(13,038)
Monthly Actual/Estimated Obligations	(3,649)	(200)	(83)	(1,290)	(876)	(1,637)	(2,527)	(893)	(570)	(519)	(326)	(468)	(13,038)
<b>CA Wildfires 2017</b>													
Initial FY 2025 Spend Plan Estimates	(14)	(5)	(4)	(7)	-	(20)	(2)	-	-	-	-	(26)	(78)
Monthly Actual/Estimated Obligations	(14)	(5)	(4)	(7)	-	(20)	(2)	-	-	-	-	(26)	(78)
<b>Florence</b>													
Initial FY 2025 Spend Plan Estimates	(1)	(15)	(14)	(1)	-	-	-	-	-	-	-	-	(31)
Monthly Actual/Estimated Obligations	(1)	(15)	(14)	(1)	-	-	-	-	-	-	-	-	(31)
<b>Michael</b>													
Initial FY 2025 Spend Plan Estimates	(7)	(20)	(5)	(7)	(20)	(8)	(8)	(5)	(9)	(8)	(4)	(165)	(266)
Monthly Actual/Estimated Obligations	(7)	(20)	(5)	(7)	(20)	(8)	(8)	(5)	(9)	(8)	(4)	(165)	(266)
<b>Yutu 4404</b>													
Initial FY 2025 Spend Plan Estimates	(1)	-	(1)	(2)	(1)	-	(1)	(2)	-	-	-	(1)	(9)
Monthly Actual/Estimated Obligations	(1)	-	(1)	(2)	(1)	-	(1)	(2)	-	-	-	(1)	(9)
<b>CA Wildfires 2018</b>													
Initial FY 2025 Spend Plan Estimates	(56)	(30)	(14)	(22)	(694)	-	(24)	-	(17)	-	-	(3)	(860)
Monthly Actual/Estimated Obligations	(56)	(30)	(14)	(22)	(694)	-	(24)	-	(17)	-	-	(3)	(860)



APPENDIX B: DRF Funding Activity (Details)

Disaster Relief Fund Monthly Obligations FY 2025

DRF Monthly Spend Plan (FY 2025)

(\$ in millions)

as of October 31, 2024

	Oct-24	Nov-24	Dec-24	Jan-25	Feb-25	Mar-25	Apr-25	May-25	Jun-25	Jul-25	Aug-25	Sep-25	Total
<b>Nebraska Winter Storm 2019</b>													
Initial FY 2025 Spend Plan Estimates	-	(1)	-	(28)	-	(1)	(1)	-	-	-	-	(4)	(35)
Monthly Actual/Estimated Obligations	-	(1)	-	(28)	-	(1)	(1)	-	-	-	-	(4)	(35)
<b>PR Earthquakes 4473</b>													
Initial FY 2025 Spend Plan Estimates	(5)	(8)	(17)	(6)	(8)	(10)	(2)	(25)	(45)	(58)	(16)	(14)	(214)
Monthly Actual/Estimated Obligations	(5)	(8)	(17)	(6)	(8)	(10)	(2)	(25)	(45)	(58)	(16)	(14)	(214)
<b>COVID-19</b>													
Initial FY 2025 Spend Plan Estimates	(4,076)	(897)	(553)	(1,533)	(1,753)	(1,458)	(1,477)	(2,379)	(2,437)	(1,446)	(1,147)	(2,602)	(21,758)
Monthly Actual/Estimated Obligations	(4,076)	(897)	(553)	(1,533)	(1,753)	(1,458)	(1,477)	(2,379)	(2,437)	(1,446)	(1,147)	(2,602)	(21,758)
<b>California Wildfires 2020</b>													
Initial FY 2025 Spend Plan Estimates	(2)	(19)	(16)	-	(1)	(3)	-	-	(83)	-	(2)	-	(126)
Monthly Actual/Estimated Obligations	(2)	(19)	(16)	-	(1)	(3)	-	-	(83)	-	(2)	-	(126)
<b>Laura</b>													
Initial FY 2025 Spend Plan Estimates	(150)	(64)	(16)	(41)	(37)	(74)	(26)	(29)	(31)	(27)	(35)	(3)	(533)
Monthly Actual/Estimated Obligations	(150)	(64)	(16)	(41)	(37)	(74)	(26)	(29)	(31)	(27)	(35)	(3)	(533)
<b>Oregon Wildfires 2020</b>													
Initial FY 2025 Spend Plan Estimates	(7)	(18)	(14)	(14)	(6)	(10)	(1)	(12)	(15)	-	(32)	(3)	(132)
Monthly Actual/Estimated Obligations	(7)	(18)	(14)	(14)	(6)	(10)	(1)	(12)	(15)	-	(32)	(3)	(132)
<b>Ida</b>													
Initial FY 2025 Spend Plan Estimates	(117)	(197)	(104)	(86)	(29)	(201)	(80)	(170)	(179)	(97)	(154)	(58)	(1,472)
Monthly Actual/Estimated Obligations	(117)	(197)	(104)	(86)	(29)	(201)	(80)	(170)	(179)	(97)	(154)	(58)	(1,472)
<b>Fiona</b>													
Initial FY 2025 Spend Plan Estimates	(145)	(123)	(64)	(102)	(57)	(57)	(60)	(103)	(79)	(40)	(44)	(39)	(913)
Monthly Actual/Estimated Obligations	(145)	(123)	(64)	(102)	(57)	(57)	(60)	(103)	(79)	(40)	(44)	(39)	(913)
<b>Ian</b>													
Initial FY 2025 Spend Plan Estimates	(97)	(127)	(145)	(110)	(81)	(126)	(85)	(80)	(83)	(151)	(165)	(183)	(1,433)
Monthly Actual/Estimated Obligations	(97)	(127)	(145)	(110)	(81)	(126)	(85)	(80)	(83)	(151)	(165)	(183)	(1,433)
<b>Hawaii Wildfires</b>													
Initial FY 2025 Spend Plan Estimates	(53)	(69)	(85)	(43)	(136)	(40)	(37)	(26)	(13)	(62)	(21)	(37)	(622)
Monthly Actual/Estimated Obligations	(53)	(69)	(85)	(43)	(136)	(40)	(37)	(26)	(13)	(62)	(21)	(37)	(622)
<b>Idalia</b>													
Initial FY 2025 Spend Plan Estimates	(23)	(16)	(15)	(9)	(18)	(20)	(33)	(22)	(15)	(13)	(29)	(182)	(395)
Monthly Actual/Estimated Obligations	(23)	(16)	(15)	(9)	(18)	(20)	(33)	(22)	(15)	(13)	(29)	(182)	(395)
<b>Kentucky Floods 2022</b>													
Initial FY 2025 Spend Plan Estimates	(10)	(14)	(7)	(5)	(4)	(11)	(113)	(5)	(4)	(1)	(1)	(31)	(206)
Monthly Actual/Estimated Obligations	(10)	(14)	(7)	(5)	(4)	(11)	(113)	(5)	(4)	(1)	(1)	(31)	(206)
<b>Texas Floods</b>													
Initial FY 2025 Spend Plan Estimates	(36)	(67)	(27)	(25)	(8)	(14)	(46)	(14)	(19)	(10)	(5)	(21)	(292)
Monthly Actual/Estimated Obligations	(36)	(67)	(27)	(25)	(8)	(14)	(46)	(14)	(19)	(10)	(5)	(21)	(292)
<b>Beryl</b>													
Initial FY 2025 Spend Plan Estimates	(38)	(49)	(89)	(36)	(25)	(31)	(37)	(18)	(44)	(10)	(14)	(7)	(398)
Monthly Actual/Estimated Obligations	(38)	(49)	(89)	(36)	(25)	(31)	(37)	(18)	(44)	(10)	(14)	(7)	(398)
<b>Helene</b>													
Initial FY 2025 Spend Plan Estimates <sup>(5)</sup>	(4,913)	(1,140)	(1,047)	-	-	-	-	-	-	-	-	-	(7,100)
Monthly Actual/Estimated Obligations	(4,913)	(1,140)	(1,047)	-	-	-	-	-	-	-	-	-	(7,100)
<b>Milton</b>													
Initial FY 2025 Spend Plan Estimates <sup>(5)</sup>	(1,953)	(298)	(454)	-	-	-	-	-	-	-	-	-	(2,705)
Monthly Actual/Estimated Obligations	(1,953)	(298)	(454)	-	-	-	-	-	-	-	-	-	(2,705)
<b>Actual/Estimated Major Declaration Obligations</b>													
Total DR Actual/Estimated Obligations	(16,575)	(3,708)	(3,069)	(3,666)	(3,995)	(4,093)	(4,809)	(4,000)	(4,073)	(2,666)	(2,217)	(4,307)	(57,178)
<b>Monthly Recoveries</b>													
Major Declaration Actuals/Estimated	921	509	484	365	365	365	365	365	365	365	366	365	5,200
Base Actuals/Estimated	822	500	475	356	356	356	356	356	356	356	356	355	5,000
	99	9	9	9	9	9	9	9	9	9	10	10	200
<b>DRF Available at End of Month (Including Recoveries)</b>	<b>\$ 6,784</b>	<b>\$ 3,509</b>	<b>\$ 866</b>	<b>\$ (2,508)</b>	<b>\$ (6,197)</b>	<b>\$ (9,993)</b>	<b>\$ (14,512)</b>	<b>\$ (18,202)</b>	<b>\$ (21,978)</b>	<b>\$ (24,333)</b>	<b>\$ (26,240)</b>	<b>\$ (30,266)</b>	

Notes:

- (1) Pursuant to P.L. 118-83, the Continuing Appropriations and Extensions Act, 2025. Section 134 allows the DRF appropriation to be apportioned as necessary, up to the FY 2024 enacted levels, to carry out response and recovery activities.
- (2) Pursuant to P.L. 116-260, FY 2021 DHS Appropriations Act and Coronavirus Response and Relief Supplemental Appropriations Act, 2021.
- (3) Pursuant to the Disaster Recovery Reform Act (DRRA) (P.L. 115-254). See Appendix G for additional information regarding the BRIC program balance. The BRIC funding continues to be available to FEMA for other purposes should the DRF Majors balance drop too low to cover immediate response or
- (4) Anticipated transfers to the U.S. Agency for International Development (USAID) for Compact Aid Agreement.
- (5) The remaining projections do not include the full-year estimated obligations for Hurricanes Helene and Milton. Updated projections for FY 2025 will be included in the December report to Congress.

APPENDIX B: DRF Funding Activity (By Catastrophic Disaster)

Disaster Relief Fund Monthly Detailed Obligations FY 2025  
(\$ in millions)

Event/DR	Cumulative Obligations														FY 2025 Total
	Through FY 2024	October Actual	November Estimated	December Estimated	January Estimated	February Estimated	March Estimated	April Estimated	May Estimated	June Estimated	July Estimated	August Estimated	September Estimated		
<b>Katrina Rita Wilma</b>															
1602-FL	(233)	\$ -	-	-	-	-	-	-	-	-	-	-	-	(1)	
1603-LA	(32,985)	(7)	(8)	-	(1)	-	(5)	-	-	(4)	-	(1)	(23)	(49)	
1604-MS	(10,110)	-	-	(2)	-	-	-	-	-	-	-	-	(1)	(3)	
1605-AL	(1,039)	-	-	-	-	-	-	-	-	-	-	-	-	-	
1606-TX	(1,877)	-	-	-	-	-	-	-	-	-	-	-	-	-	
1607-LA	(1,916)	-	-	-	-	-	-	-	-	-	-	-	-	-	
1609-FL	(2,565)	-	-	-	-	-	-	-	-	-	-	-	-	-	
	<b>(50,725)</b>	<b>(7)</b>	<b>(8)</b>	<b>(2)</b>	<b>(1)</b>	<b>-</b>	<b>(5)</b>	<b>-</b>	<b>-</b>	<b>(4)</b>	<b>-</b>	<b>(1)</b>	<b>(25)</b>	<b>(53)</b>	
<b>Ike</b>															
1791-TX	(4,369)	(1)	(9)	-	-	-	-	-	-	-	-	-	-	(10)	
1792-LA	(369)	-	-	-	-	-	-	-	-	-	-	-	-	-	
1797-AL	(8)	-	-	-	-	-	-	-	-	-	-	-	-	-	
1802-KY	(24)	-	-	-	-	-	-	-	-	-	-	-	-	-	
1804-AR	(3)	-	-	-	-	-	-	-	-	-	-	-	-	-	
1805-OH	(56)	-	-	-	-	-	-	-	-	-	-	-	-	-	
	<b>(4,829)</b>	<b>(1)</b>	<b>(9)</b>	<b>-</b>	<b>-</b>	<b>-</b>	<b>-</b>	<b>-</b>	<b>-</b>	<b>-</b>	<b>-</b>	<b>-</b>	<b>-</b>	<b>(10)</b>	
<b>Sandy</b>															
4085-NY	(18,525)	(5)	(9)	(14)	-	(1)	(18)	(7)	(6)	(47)	(19)	(30)	(109)	(265)	
4086-NJ	(3,460)	(101)	(9)	(2)	(1)	(1)	(50)	(4)	(4)	(152)	-	-	(23)	(347)	
4087-CT	(123)	-	-	-	-	-	-	-	-	-	-	-	-	-	
4089-RI	(19)	-	-	-	-	-	-	-	-	-	-	-	-	-	
4090-DE	(8)	-	-	-	-	-	-	-	-	-	-	-	-	-	
4091-MD	(48)	-	-	-	-	-	-	-	-	-	-	-	-	-	
4092-VA	(14)	-	-	-	-	-	-	-	-	-	-	-	-	-	
4093-WV	(23)	-	-	-	-	-	-	-	-	-	-	-	-	-	
4095-NH	(3)	-	-	-	-	-	-	-	-	-	-	-	-	-	
4096-DC	(3)	-	-	-	-	-	-	-	-	-	-	-	-	-	
4097-MA	(18)	-	-	-	(2)	-	-	-	-	-	-	-	-	(2)	
4098-OH	(24)	-	-	-	-	-	-	-	-	-	-	-	-	-	
4099-PA	(17)	-	-	-	-	-	-	-	-	-	-	-	-	-	
	<b>(22,285)</b>	<b>(106)</b>	<b>(18)</b>	<b>(16)</b>	<b>(3)</b>	<b>(2)</b>	<b>(68)</b>	<b>(11)</b>	<b>(10)</b>	<b>(199)</b>	<b>(19)</b>	<b>(30)</b>	<b>(132)</b>	<b>(614)</b>	
<b>WV Floods 4273</b>															
4273-WV	(639)	-	(1)	(1)	(1)	-	(1)	(1)	(1)	(1)	-	-	(1)	(8)	
	<b>(639)</b>	<b>-</b>	<b>(1)</b>	<b>(1)</b>	<b>(1)</b>	<b>-</b>	<b>(1)</b>	<b>(1)</b>	<b>(1)</b>	<b>(1)</b>	<b>-</b>	<b>-</b>	<b>(1)</b>	<b>(8)</b>	
<b>LA Floods 4277</b>															
4277-LA	(2,761)	(2)	(2)	(7)	-	-	(1)	-	-	-	-	-	(1)	(13)	
	<b>(2,761)</b>	<b>(2)</b>	<b>(2)</b>	<b>(7)</b>	<b>-</b>	<b>-</b>	<b>(1)</b>	<b>-</b>	<b>-</b>	<b>-</b>	<b>-</b>	<b>-</b>	<b>(1)</b>	<b>(13)</b>	
<b>Matthew</b>															
4283-FL	(501)	(4)	-	(9)	-	(1)	-	-	-	-	-	-	-	(14)	
4284-GA	(150)	-	-	-	-	-	-	-	-	-	-	-	-	-	
4285-NC	(689)	-	(1)	(1)	-	-	-	-	-	-	-	-	-	(2)	
4286-SC	(408)	-	(10)	-	-	-	-	-	-	-	-	-	-	(10)	
4291-VA	(41)	-	-	-	-	-	-	-	-	-	-	-	-	-	
	<b>(1,789)</b>	<b>(4)</b>	<b>(11)</b>	<b>(10)</b>	<b>-</b>	<b>(1)</b>	<b>-</b>	<b>-</b>	<b>-</b>	<b>-</b>	<b>-</b>	<b>-</b>	<b>-</b>	<b>(26)</b>	
<b>CA Winter Storms</b>															
4308-CA	(993)	(1)	(15)	(3)	(28)	(10)	-	(1)	-	-	-	-	(1)	(59)	
	<b>(993)</b>	<b>(1)</b>	<b>(15)</b>	<b>(3)</b>	<b>(28)</b>	<b>(10)</b>	<b>-</b>	<b>(1)</b>	<b>-</b>	<b>-</b>	<b>-</b>	<b>-</b>	<b>(1)</b>	<b>(59)</b>	
<b>Harvey</b>															
4332-TX	(8,193)	(23)	(14)	(7)	(32)	(2)	(11)	(17)	(3)	(4)	(3)	(3)	(2)	(121)	
4345-LA	(13)	-	-	-	-	-	-	-	-	-	-	-	-	-	
	<b>(8,206)</b>	<b>(23)</b>	<b>(14)</b>	<b>(7)</b>	<b>(32)</b>	<b>(2)</b>	<b>(11)</b>	<b>(17)</b>	<b>(3)</b>	<b>(4)</b>	<b>(3)</b>	<b>(3)</b>	<b>(2)</b>	<b>(121)</b>	
<b>Irma</b>															
4335-VI	(330)	-	-	-	(1)	-	-	-	-	-	-	-	-	(1)	
4336-PR	(81)	-	-	-	-	-	-	-	-	-	-	-	-	-	
4337-FL	(5,210)	(19)	(3)	(3)	(14)	(5)	(11)	(10)	(7)	(17)	(4)	(7)	(16)	(116)	
4338-GA	(198)	-	(3)	(2)	-	-	-	-	-	-	(4)	-	-	(9)	
4341-FL	(3)	-	-	-	-	-	-	-	-	-	-	-	-	-	
4346-SC	(46)	-	-	-	-	-	-	-	-	-	-	-	-	-	
	<b>(5,868)</b>	<b>(19)</b>	<b>(6)</b>	<b>(5)</b>	<b>(15)</b>	<b>(5)</b>	<b>(11)</b>	<b>(10)</b>	<b>(7)</b>	<b>(17)</b>	<b>(4)</b>	<b>(11)</b>	<b>(16)</b>	<b>(126)</b>	
<b>Maria</b>															
4339-PR	(44,442)	(268)	(178)	(70)	(39)	(200)	(205)	(51)	(430)	(446)	(346)	(138)	(465)	(2,836)	
4340-VI	(12,999)	(3,381)	(22)	(13)	(1,251)	(676)	(1,432)	(2,476)	(463)	(124)	(173)	(188)	(3)	(10,202)	

APPENDIX B: DRF Funding Activity (By Catastrophic Disaster)

Disaster Relief Fund Monthly Detailed Obligations FY 2025  
(S in millions)

Event/DR	Cumulative Obligations														FY 2025 Total
	Through FY 2024	October Actual	November Estimated	December Estimated	January Estimated	February Estimated	March Estimated	April Estimated	May Estimated	June Estimated	July Estimated	August Estimated	September Estimated		
	(57,441)	(3,649)	(200)	(83)	(1,290)	(876)	(1,637)	(2,527)	(893)	(570)	(519)	(326)	(468)	(13,038)	
<b>CA Wildfires 2017</b>															
4344-CA	(1,439)	(14)	(5)	(4)	(7)	-	(20)	(2)	-	-	-	-	(26)	(78)	
	(1,439)	(14)	(5)	(4)	(7)	-	(20)	(2)	-	-	-	-	(26)	(78)	
<b>Florence</b>															
4393-NC	(1,524)	(1)	(14)	(11)	-	-	-	-	-	-	-	-	-	(26)	
4394-SC	(250)	-	(1)	(3)	(1)	-	-	-	-	-	-	-	-	(5)	
4401-VA	(47)	-	-	-	-	-	-	-	-	-	-	-	-	-	
	(1,821)	(1)	(15)	(14)	(1)	-	-	-	-	-	-	-	-	(31)	
<b>Michael</b>															
4399-FL	(3,112)	(7)	(6)	(5)	(6)	(10)	(7)	(7)	(5)	(7)	(6)	(3)	(163)	(232)	
4400-GA	(359)	-	(14)	-	-	(10)	-	-	-	-	-	-	-	(24)	
4406-AL	(21)	-	-	-	-	-	-	-	-	-	-	-	-	-	
4411-VA	(47)	-	-	-	(1)	-	(1)	(1)	-	(1)	(2)	(1)	(2)	(9)	
4412-NC	(24)	-	-	-	-	-	-	-	-	(1)	-	-	-	(1)	
	(3,563)	(7)	(20)	(5)	(7)	(20)	(8)	(8)	(5)	(9)	(8)	(4)	(165)	(266)	
<b>Nebraska Winter Storm 2019</b>															
4420-NE	(706)	-	(1)	-	(28)	-	(1)	(1)	-	-	-	-	(4)	(35)	
	(706)	-	(1)	-	(28)	-	(1)	(1)	-	-	-	-	(4)	(35)	
<b>Yutu</b>															
4404-NMI	(860)	(1)	-	(1)	(2)	(1)	-	(1)	(2)	-	-	-	(1)	(9)	
	(860)	(1)	-	(1)	(2)	(1)	-	(1)	(2)	-	-	-	(1)	(9)	
<b>CA Wildfires 2018</b>															
4407-CA	(1,878)	(56)	(30)	(14)	(22)	(694)	-	(24)	-	(17)	-	-	(3)	(860)	
	(1,878)	(56)	(30)	(14)	(22)	(694)	-	(24)	-	(17)	-	-	(3)	(860)	
<b>PR Earthquakes 4473</b>															
4473-PR	(1,268)	(5)	(8)	(17)	(6)	(8)	(10)	(2)	(25)	(45)	(58)	(16)	(14)	(214)	
	(1,268)	(5)	(8)	(17)	(6)	(8)	(10)	(2)	(25)	(45)	(58)	(16)	(14)	(214)	
<b>COVID-19</b>															
4480-NY	(21,168)	(510)	(95)	(71)	(400)	(307)	(376)	(576)	(233)	(309)	(181)	(296)	(899)	(4,253)	
4481-WA	(3,506)	(30)	(34)	(10)	(34)	(19)	(8)	(1)	(68)	(225)	(45)	(43)	(10)	(527)	
4482-CA	(19,177)	(1,283)	(138)	(134)	(442)	(447)	(243)	(243)	(657)	(464)	(296)	(227)	(183)	(4,757)	
4483-IA	(609)	(2)	(39)	(24)	(22)	(1)	(6)	(3)	(79)	(24)	(3)	(17)	(220)	(220)	
4484-LA	(3,388)	(2)	(10)	(3)	(33)	(24)	(50)	(19)	(21)	-	-	(7)	-	(169)	
4485-TX	(19,028)	(58)	(13)	(21)	(75)	(91)	(94)	(72)	(109)	(88)	(1)	(30)	(51)	(703)	
4486-FL	(4,817)	(658)	(103)	(18)	(21)	(223)	(265)	(40)	(292)	(244)	(95)	(20)	(74)	(2,053)	
4487-NC	(2,863)	(4)	(20)	(1)	(8)	(1)	(1)	(44)	(1)	(92)	(82)	(51)	(287)	(592)	
4488-NJ	(4,961)	(120)	(66)	(13)	(45)	(167)	(49)	(28)	(22)	(51)	(1)	(1)	(2)	(565)	
4489-IL	(3,773)	(9)	(15)	(8)	(50)	(22)	(24)	(62)	(74)	(67)	(46)	(15)	(24)	(416)	
4490-MO	(1,229)	(14)	(37)	(18)	(1)	(1)	(23)	(1)	(1)	(190)	(1)	(1)	(74)	(362)	
4491-MD	(3,074)	(30)	(10)	(6)	(10)	(25)	(44)	(17)	(44)	(30)	(85)	(80)	(278)	(659)	
4492-SC	(1,044)	(28)	(2)	(7)	(8)	(17)	(44)	(2)	-	(135)	(13)	(13)	(52)	(321)	
4493-PR	(607)	-	(6)	(4)	-	(1)	-	-	-	-	-	-	(4)	(15)	
4494-MI	(2,978)	(110)	(34)	(9)	(39)	(113)	(5)	(1)	(19)	(7)	-	(43)	(6)	(386)	
4495-GU	(141)	-	-	-	(2)	-	(4)	(1)	-	-	-	-	-	(7)	
4496-MA	(4,504)	(38)	(75)	(36)	(28)	(50)	(22)	(96)	(70)	(89)	(27)	(18)	(55)	(604)	
4497-KY	(520)	-	(2)	(2)	-	(33)	(1)	-	(17)	(2)	(52)	(29)	(27)	(165)	
4498-CO	(2,771)	-	(14)	(11)	(3)	(1)	(1)	(4)	(2)	(22)	(1)	(1)	(1)	(61)	
4499-OR	(2,128)	(123)	(36)	(8)	(2)	(72)	-	(11)	(127)	(14)	-	(14)	(20)	(427)	
4500-CT	(1,465)	(15)	(6)	(10)	(3)	-	-	(1)	(2)	-	(12)	(2)	-	(51)	
4501-GA	(1,833)	(4)	(5)	(22)	(15)	(13)	(17)	(61)	(12)	(2)	(135)	(21)	(133)	(440)	
4502-DC	(1,212)	(19)	(17)	-	(2)	-	-	(5)	-	(3)	(1)	(1)	(116)	(164)	
4503-AL	(436)	(5)	(1)	(6)	-	(2)	-	-	(3)	(4)	(1)	-	-	(22)	
4504-KS	(672)	(3)	(4)	(3)	(6)	-	(17)	-	(43)	-	(1)	-	(3)	(84)	
4505-RI	(1,104)	(7)	(16)	-	-	-	-	-	(61)	-	-	(1)	-	(85)	
4506-PA	(3,780)	(297)	(10)	(5)	(21)	(7)	(18)	(18)	(41)	(54)	(46)	(55)	(62)	(634)	
4507-OH	(1,983)	(11)	(5)	(14)	(51)	(22)	(45)	(78)	(34)	(116)	(176)	(57)	(133)	(742)	
4508-MT	(170)	-	(4)	(1)	(1)	(1)	-	-	-	-	-	-	-	(7)	
4509-ND	(304)	-	(1)	(5)	-	-	-	-	-	(17)	-	-	-	(23)	
4510-HI	(758)	(9)	(2)	(1)	(2)	(1)	(1)	(1)	(1)	(1)	(1)	(1)	(1)	(22)	
4511-MP	(143)	-	(1)	-	(2)	-	(2)	-	(1)	-	-	-	-	(6)	
4512-VA	(1,725)	(28)	(3)	(2)	(31)	(5)	(17)	(45)	(96)	(16)	(4)	(36)	(1)	(284)	
4513-VI	(203)	-	-	-	-	-	-	-	-	-	-	-	(1)	(1)	
4514-TN	(1,180)	(3)	(15)	(17)	(3)	(17)	(8)	-	(1)	(9)	(1)	(24)	(32)	(130)	

Disaster Relief Fund Monthly Detailed Obligations FY 2025  
(\$ in millions)

Event/DR	Cumulative Obligations													FY 2025 Total
	Through FY 2024	October Actual	November Estimated	December Estimated	January Estimated	February Estimated	March Estimated	April Estimated	May Estimated	June Estimated	July Estimated	August Estimated	September Estimated	
4515-IN	(843)	(1)	-	(2)	(24)	(7)	(3)	-	(15)	-	(13)	-	-	(65)
4516-NH	(499)	(3)	(1)	(2)	(2)	-	-	-	(14)	-	-	-	-	(22)
4517-WV	(427)	(2)	-	(1)	-	-	-	-	-	(19)	-	(3)	(20)	(45)
4518-AR	(418)	-	-	(1)	(7)	(8)	(16)	(13)	-	(1)	-	-	-	(46)
4520-WI	(1,297)	(1)	(14)	(2)	(8)	(3)	(1)	(1)	(2)	(7)	(9)	(4)	-	(52)
4521-NE	(389)	(1)	(4)	(5)	-	-	-	-	(9)	-	(4)	-	(9)	(32)
4522-ME	(525)	(4)	(1)	-	(5)	(4)	(8)	(5)	(32)	(16)	(73)	(17)	(18)	(183)
4523-NV	(687)	-	(10)	(13)	-	-	-	-	-	-	-	-	-	(23)
4524-AZ	(1,482)	(464)	(13)	(9)	(9)	(15)	(4)	(9)	(3)	(10)	(2)	(3)	(2)	(543)
4525-UT	(596)	(9)	(2)	-	(1)	-	-	(2)	-	(1)	-	-	-	(15)
4526-DE	(382)	(3)	-	-	(23)	-	-	(2)	-	-	-	-	-	(28)
4527-SD	(70)	-	(1)	-	-	-	-	-	-	-	-	-	-	(1)
4528-MS	(785)	(14)	(1)	(5)	(2)	-	-	-	(155)	(6)	-	-	(6)	(189)
4529-NM	(662)	(128)	(3)	(5)	(35)	(6)	-	-	-	-	-	-	-	(177)
4530-OK	(462)	(12)	(3)	(10)	(47)	(26)	(39)	(13)	(36)	(35)	(26)	-	-	(247)
4531-MN	(1,141)	(6)	(1)	-	(1)	-	-	-	(47)	(7)	(2)	-	(64)	(64)
4532-VT	(602)	(7)	(1)	(1)	-	-	-	-	-	-	(9)	-	-	(18)
4533-AK	(578)	(1)	-	-	(1)	-	-	-	-	(1)	-	-	-	(4)
4534-ID	(303)	-	(1)	(3)	(7)	(1)	(2)	(2)	(14)	(4)	(5)	(4)	(1)	(44)
4535-WY	(106)	-	-	-	-	-	-	-	-	-	-	-	-	-
4537-AS	(26)	-	(2)	-	(1)	-	-	-	-	-	-	-	-	(3)
4545-FL	(2)	-	-	-	-	-	-	-	-	-	-	-	-	-
4582-AZ	(19)	-	-	-	-	-	-	-	-	-	-	-	-	-
4591-TR	(2)	-	-	-	-	-	-	-	-	-	-	-	-	-
<b>Total</b>	<b>(131,557)</b>	<b>(4,076)</b>	<b>(897)</b>	<b>(553)</b>	<b>(1,533)</b>	<b>(1,753)</b>	<b>(1,458)</b>	<b>(1,477)</b>	<b>(2,379)</b>	<b>(2,437)</b>	<b>(1,446)</b>	<b>(1,147)</b>	<b>(2,602)</b>	<b>(21,758)</b>
<b>California Wildfires 2020</b>														
4558-CA	(641)	(2)	(19)	(16)	-	(1)	(3)	-	-	(83)	-	(2)	-	(126)
<b>Total</b>	<b>(641)</b>	<b>(2)</b>	<b>(19)</b>	<b>(16)</b>	<b>-</b>	<b>(1)</b>	<b>(3)</b>	<b>-</b>	<b>-</b>	<b>(83)</b>	<b>-</b>	<b>(2)</b>	<b>-</b>	<b>(126)</b>
<b>Laura</b>														
4559-LA	(4,048)	(147)	(63)	(15)	(41)	(37)	(73)	(26)	(29)	(31)	(27)	(35)	(3)	(527)
4572-TX	(80)	(3)	(1)	(1)	-	-	(1)	-	-	-	-	-	-	(6)
<b>Total</b>	<b>(4,128)</b>	<b>(150)</b>	<b>(64)</b>	<b>(16)</b>	<b>(41)</b>	<b>(37)</b>	<b>(74)</b>	<b>(26)</b>	<b>(29)</b>	<b>(31)</b>	<b>(27)</b>	<b>(35)</b>	<b>(3)</b>	<b>(533)</b>
<b>Oregon Wildfires 2020</b>														
4562-OR	(853)	(7)	(18)	(14)	(14)	(6)	(10)	(1)	(12)	(15)	-	(32)	(3)	(132)
<b>Total</b>	<b>(853)</b>	<b>(7)</b>	<b>(18)</b>	<b>(14)</b>	<b>(14)</b>	<b>(6)</b>	<b>(10)</b>	<b>(1)</b>	<b>(12)</b>	<b>(15)</b>	<b>-</b>	<b>(32)</b>	<b>(3)</b>	<b>(132)</b>
<b>Ida</b>														
4611-LA	(6,402)	(99)	(115)	(21)	(63)	(18)	(134)	(14)	(88)	(113)	(29)	(25)	(23)	(742)
4614-NJ	(687)	(6)	(10)	(24)	(3)	(1)	(1)	(22)	(31)	(2)	-	-	-	(100)
4615-NY	(556)	(5)	(62)	(44)	(12)	(5)	(55)	(29)	(48)	(57)	(65)	(125)	(31)	(538)
4618-PA	(346)	(5)	(6)	(10)	(7)	(2)	(11)	(10)	(3)	(7)	(2)	(4)	(4)	(71)
4626-MS	(52)	-	(3)	(1)	-	(1)	-	-	-	-	-	-	-	(5)
4627-DE	(7)	(1)	-	-	(1)	-	-	-	-	-	-	-	-	(1)
4629-CT	(21)	(1)	(1)	(4)	(1)	(2)	-	(5)	-	-	(1)	-	-	(15)
<b>Total</b>	<b>(8,071)</b>	<b>(117)</b>	<b>(197)</b>	<b>(104)</b>	<b>(86)</b>	<b>(29)</b>	<b>(201)</b>	<b>(80)</b>	<b>(170)</b>	<b>(179)</b>	<b>(97)</b>	<b>(154)</b>	<b>(58)</b>	<b>(1,472)</b>
<b>Fiona</b>														
4671-PR	(3,504)	(145)	(123)	(64)	(102)	(57)	(57)	(60)	(103)	(79)	(40)	(44)	(39)	(913)
<b>Total</b>	<b>(3,504)</b>	<b>(145)</b>	<b>(123)</b>	<b>(64)</b>	<b>(102)</b>	<b>(57)</b>	<b>(57)</b>	<b>(60)</b>	<b>(103)</b>	<b>(79)</b>	<b>(40)</b>	<b>(44)</b>	<b>(39)</b>	<b>(913)</b>
<b>Ian</b>														
4673-FL	(5,183)	(96)	(127)	(143)	(108)	(78)	(126)	(85)	(80)	(83)	(151)	(165)	(181)	(1,423)
4675-TR	(3)	-	-	-	-	-	-	-	-	-	-	-	-	-
4677-SC	(32)	(1)	-	(2)	(2)	(3)	-	-	-	-	-	-	(2)	(10)
<b>Total</b>	<b>(5,218)</b>	<b>(97)</b>	<b>(127)</b>	<b>(145)</b>	<b>(110)</b>	<b>(81)</b>	<b>(126)</b>	<b>(85)</b>	<b>(80)</b>	<b>(83)</b>	<b>(151)</b>	<b>(165)</b>	<b>(183)</b>	<b>(1,433)</b>
<b>Hawaii Wildfires</b>														
4724-HI	(2,629)	(53)	(69)	(85)	(43)	(136)	(40)	(37)	(26)	(13)	(62)	(21)	(37)	(622)
<b>Total</b>	<b>(2,629)</b>	<b>(53)</b>	<b>(69)</b>	<b>(85)</b>	<b>(43)</b>	<b>(136)</b>	<b>(40)</b>	<b>(37)</b>	<b>(26)</b>	<b>(13)</b>	<b>(62)</b>	<b>(21)</b>	<b>(37)</b>	<b>(622)</b>
<b>Idalia</b>														
4734-FL	(658)	(19)	(9)	(4)	(9)	(17)	(19)	(33)	(21)	(15)	(13)	(29)	(180)	(368)
4738-GA	(70)	(4)	(7)	(11)	-	(1)	(1)	-	(1)	-	-	-	(2)	(27)
<b>Total</b>	<b>(728)</b>	<b>(23)</b>	<b>(16)</b>	<b>(15)</b>	<b>(9)</b>	<b>(18)</b>	<b>(20)</b>	<b>(33)</b>	<b>(22)</b>	<b>(15)</b>	<b>(13)</b>	<b>(29)</b>	<b>(182)</b>	<b>(395)</b>
<b>Kentucky Floods 2022</b>														
4663-KY	(749)	(10)	(14)	(7)	(5)	(4)	(11)	(113)	(5)	(4)	(1)	(1)	(31)	(206)
<b>Total</b>	<b>(749)</b>	<b>(10)</b>	<b>(14)</b>	<b>(7)</b>	<b>(5)</b>	<b>(4)</b>	<b>(11)</b>	<b>(113)</b>	<b>(5)</b>	<b>(4)</b>	<b>(1)</b>	<b>(1)</b>	<b>(31)</b>	<b>(206)</b>

APPENDIX B: DRF Funding Activity (By Catastrophic Disaster)

Disaster Relief Fund Monthly Detailed Obligations FY 2025  
(\$ in millions)

Event/DR	Cumulative Obligations														FY 2025 Total
	Through FY 2024	October Actual	November Estimated	December Estimated	January Estimated	February Estimated	March Estimated	April Estimated	May Estimated	June Estimated	July Estimated	August Estimated	September Estimated		
<b>Texas Floods</b>															
4776-OK	(44)	(11)	(6)	(2)	(1)	(1)	-	(1)	(1)	(1)	-	(1)	-	(25)	
4781-TX	(659)	(25)	(61)	(25)	(24)	(7)	(14)	(45)	(13)	(18)	(10)	(4)	(21)	(267)	
	<b>(703)</b>	<b>(36)</b>	<b>(67)</b>	<b>(27)</b>	<b>(25)</b>	<b>(8)</b>	<b>(14)</b>	<b>(46)</b>	<b>(14)</b>	<b>(19)</b>	<b>(10)</b>	<b>(5)</b>	<b>(21)</b>	<b>(292)</b>	
<b>Beryl</b>															
4798-TX	(1,185)	(38)	(49)	(89)	(36)	(25)	(31)	(37)	(18)	(44)	(10)	(14)	(7)	(398)	
	<b>(1,185)</b>	<b>(38)</b>	<b>(49)</b>	<b>(89)</b>	<b>(36)</b>	<b>(25)</b>	<b>(31)</b>	<b>(37)</b>	<b>(18)</b>	<b>(44)</b>	<b>(10)</b>	<b>(14)</b>	<b>(7)</b>	<b>(398)</b>	
<b>Helene</b>															
4827-NC	(96)	(2,329)	(172)	(252)	-	-	-	-	-	-	-	-	-	(2,753)	
4828-FL	(13)	(1,169)	(142)	(427)	-	-	-	-	-	-	-	-	-	(1,738)	
4829-SC	(2)	(675)	(63)	(152)	-	-	-	-	-	-	-	-	-	(890)	
4830-GA	-	(542)	(459)	(170)	-	-	-	-	-	-	-	-	-	(1,171)	
4831-VA	-	(112)	(47)	(13)	-	-	-	-	-	-	-	-	-	(172)	
4832-TN	-	(86)	(257)	(33)	-	-	-	-	-	-	-	-	-	(376)	
	<b>(111)</b>	<b>(4,913)</b>	<b>(1,140)</b>	<b>(1,047)</b>	-	-	-	-	-	-	-	-	-	<b>(7,100)</b>	
<b>Milton</b>															
4834-FL	-	(1,953)	(298)	(454)	-	-	-	-	-	-	-	-	-	(2,705)	
	<b>-</b>	<b>(1,953)</b>	<b>(298)</b>	<b>(454)</b>	-	-	-	-	-	-	-	-	-	<b>(2,705)</b>	
<b>TOTAL</b>	<b>\$ (326,509)</b>	<b>\$ (15,516)</b>	<b>\$ (3,460)</b>	<b>\$ (2,824)</b>	<b>\$ (3,446)</b>	<b>\$ (3,774)</b>	<b>\$ (3,817)</b>	<b>\$ (4,599)</b>	<b>\$ (3,803)</b>	<b>\$ (3,867)</b>	<b>\$ (2,468)</b>	<b>\$ (2,040)</b>	<b>\$ (4,024)</b>	<b>\$ (53,646)</b>	

APPENDIX C: Hurricanes Sandy, Harvey, Irma, and Maria, COVID-19 and Disasters Declared Since August 1, 2017  
(Actuals/Estimated Obligations by Program)

Hurricanes Sandy, Harvey, Irma and Maria, COVID-19, and Disasters Declared Since August 1, 2017  
FY 2025 Actuals/Estimated  
as of October 31, 2024  
(\$ in millions)

	Cumulative Obligations Through FY 2024 <sup>(1)</sup>	Actual/Estimated 1st Qtr	Estimated 2nd Qtr	Estimated 3rd Qtr	Estimated 4th Qtr	FY 2025 Totals	Totals Through FY 2025
<b>SANDY</b>							
Public Assistance	\$ 17,046	\$ 126	\$ 64	\$ 203	\$ 180	\$ 573	\$ 17,619
Individual Assistance	1,600	-	-	-	-	-	1,600
Mitigation	1,716	5.00	8.00	8	-	21	1,737
Operations	318	-	-	-	-	-	318
Administrative	1,605	9	1	9	1	20	1,625
<b>Total</b>	<b>\$ 22,285</b>	<b>\$ 140</b>	<b>\$ 73</b>	<b>\$ 220</b>	<b>\$ 181</b>	<b>\$ 614</b>	<b>\$ 22,899</b>

	Cumulative Obligations Through FY 2024 <sup>(1)</sup>	Actual/Estimated 1st Qtr	Estimated 2nd Qtr	Estimated 3rd Qtr	Estimated 4th Qtr	FY 2025 Totals	Totals Through FY 2025
<b>HARVEY</b>							
Public Assistance	\$ 2,815	\$ 17	\$ 17	\$ 12	\$ 4	\$ 50	\$ 2,865
Individual Assistance	2,928	-	-	-	-	-	2,928
Mitigation	461	24.00	23.00	9	1	57	518
Operations	185	-	-	-	-	-	185
Administrative	1,817	3	5	3	3	14	1,831
<b>Total</b>	<b>\$ 8,206</b>	<b>\$ 44</b>	<b>\$ 45</b>	<b>\$ 24</b>	<b>\$ 8</b>	<b>\$ 121</b>	<b>\$ 8,327</b>

	Cumulative Obligations Through FY 2024 <sup>(1)</sup>	Actual/Estimated 1st Qtr	Estimated 2nd Qtr	Estimated 3rd Qtr	Estimated 4th Qtr	FY 2025 Totals	Totals Through FY 2025
<b>IRMA</b>							
Public Assistance	\$ 2,690	\$ 6	\$ 8	\$ 18	\$ 17	\$ 49	\$ 2,739
Individual Assistance	1,302	-	-	-	-	-	1,302
Mitigation	425	23.00	19.00	15	13	70	495
Operations	253	-	-	-	-	-	253
Administrative	1,198	1	4	1	1	7	1,205
<b>Total</b>	<b>\$ 5,868</b>	<b>\$ 30</b>	<b>\$ 31</b>	<b>\$ 34</b>	<b>\$ 31</b>	<b>\$ 126</b>	<b>\$ 5,994</b>

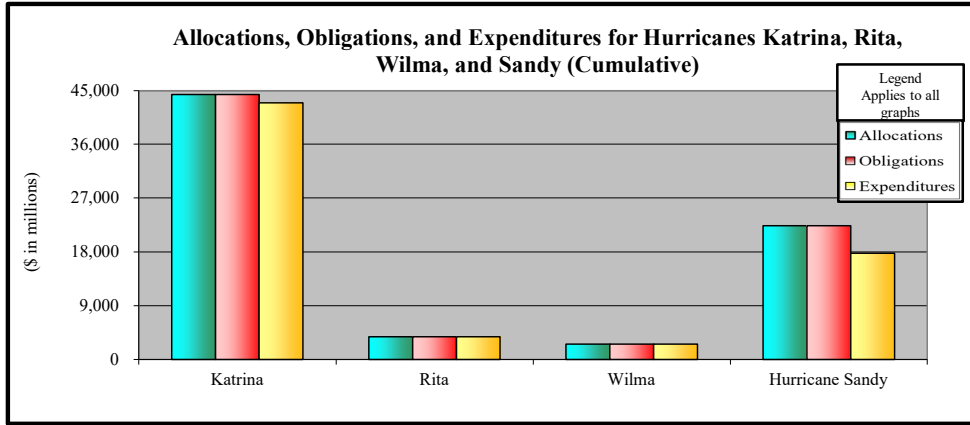
	Cumulative Obligations Through FY 2024 <sup>(1)</sup>	Actual/Estimated 1st Qtr	Estimated 2nd Qtr	Estimated 3rd Qtr	Estimated 4th Qtr	FY 2025 Totals	Totals Through FY 2025
<b>MARIA</b>							
Public Assistance	\$ 45,803	\$ 3,802	\$ 3,677	\$ 3,848	\$ 1,228	\$ 12,555	\$ 58,358
Individual Assistance	2,428	-	-	-	-	-	2,428
Mitigation	616	76.00	89.00	101	51	317	933
Operations	4,336	-	-	-	-	-	4,336
Administrative	4,258	54	37	41	34	166	4,424
<b>Total</b>	<b>\$ 57,441</b>	<b>\$ 3,932</b>	<b>\$ 3,803</b>	<b>\$ 3,990</b>	<b>\$ 1,313</b>	<b>\$ 13,038</b>	<b>\$ 70,479</b>

	Cumulative Obligations Through FY 2024 <sup>(1)</sup>	Actual/Estimated 1st Qtr	Estimated 2nd Qtr	Estimated 3rd Qtr	Estimated 4th Qtr	FY 2025 Totals	Totals Through FY 2025
<b>COVID-19</b>							
Public Assistance	\$ 82,486	\$ 5,100	\$ 4,419	\$ 6,082	\$ 5,039	\$ 20,640	\$ 103,126
Individual Assistance	40,175	13.00	15.00	9	7	44	40,219
Mitigation	892	355.00	256.00	154	101	866	1,758
Operations	6,080	-	-	-	-	-	6,080
Administrative	1,924	58	54	48	48	208	2,132
<b>Total</b>	<b>\$ 131,557</b>	<b>\$ 5,526</b>	<b>\$ 4,744</b>	<b>\$ 6,293</b>	<b>\$ 5,195</b>	<b>\$ 21,758</b>	<b>\$ 153,315</b>

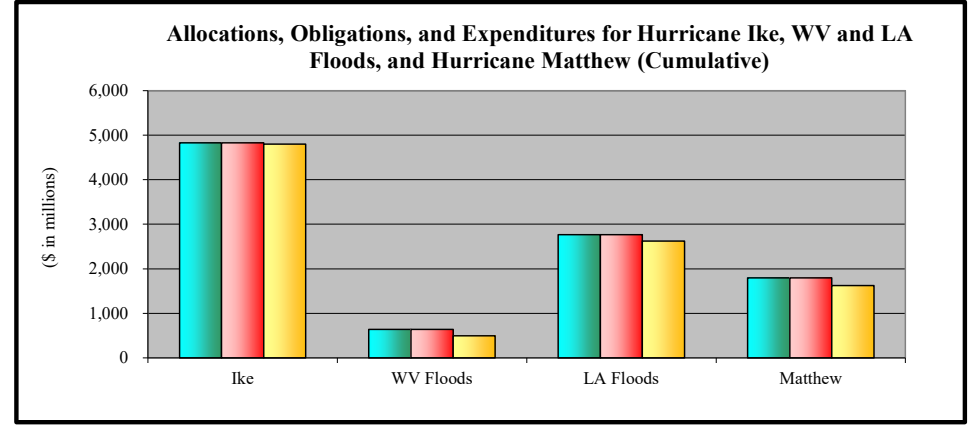
	Cumulative Obligations Through FY 2024 <sup>(1)</sup>	Actual/Estimated 1st Qtr	Estimated 2nd Qtr	Estimated 3rd Qtr	Estimated 4th Qtr	FY 2025 Totals	Totals Through FY 2025
<b>Disasters Declared Since 8/1/2017 <sup>(2)</sup></b>							
Public Assistance	\$ 162,278	\$ 14,185	\$ 11,089	\$ 11,968	\$ 8,913	\$ 46,155	\$ 208,433
Individual Assistance	58,934	4,900	1,553.00	642	(49)	7,046	65,980
Mitigation	4,302	960	662.00	517	359	2,498	6,800
Operations	15,412	2,107	4.00	6	3	2,120	17,532
Administrative	19,999	2,110	876	716	491	4,193	24,192
<b>Total</b>	<b>\$ 260,925</b>	<b>\$ 24,262</b>	<b>\$ 14,184</b>	<b>\$ 13,849</b>	<b>\$ 9,717</b>	<b>\$ 62,012</b>	<b>\$ 322,937</b>

(1) Adjusted for recoveries that occur in FY 2025 against prior-year obligations.  
(2) Per section 1224 of DRRRA (P.L. 115-254).

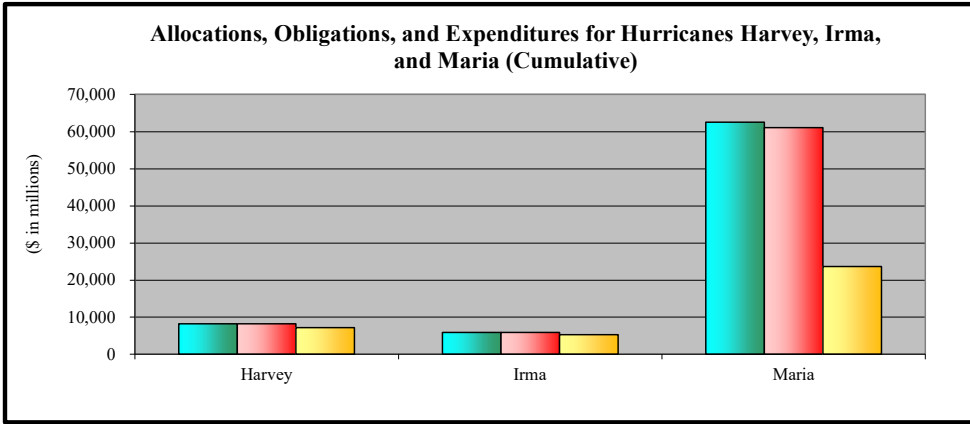
as of October 31, 2024



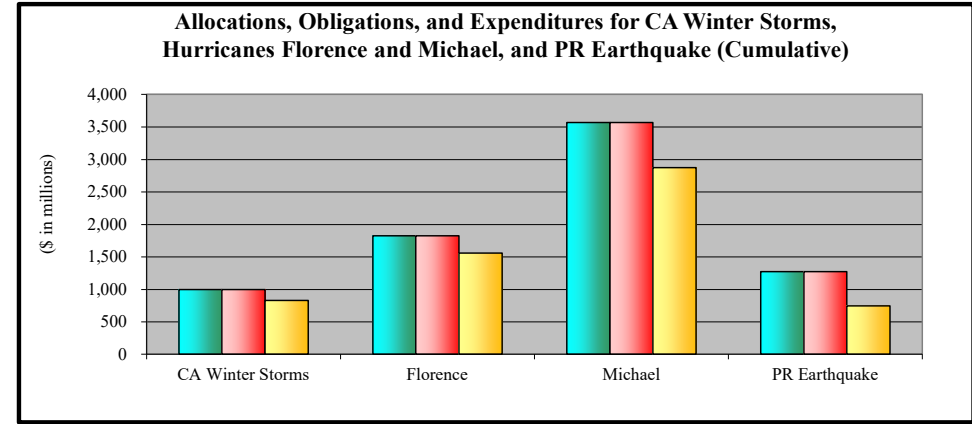
	Katrina	Rita	Wilma	Hurricane Sandy	Total
Allocations	\$ 44,374	\$ 3,793	\$ 2,565	\$ 22,394	\$ 73,126
Obligations	44,374	3,793	2,565	22,391	73,123
Expenditures	\$ 42,963	\$ 3,777	\$ 2,565	\$ 17,792	\$ 67,097



	Ike	WV Floods	LA Floods	Matthew	Total
Allocations	\$ 4,830	\$ 639	\$ 2,763	\$ 1,794	\$ 10,026
Obligations	4,830	639	2,763	1,793	10,025
Expenditures	\$ 4,800	\$ 496	\$ 2,626	\$ 1,620	\$ 9,542



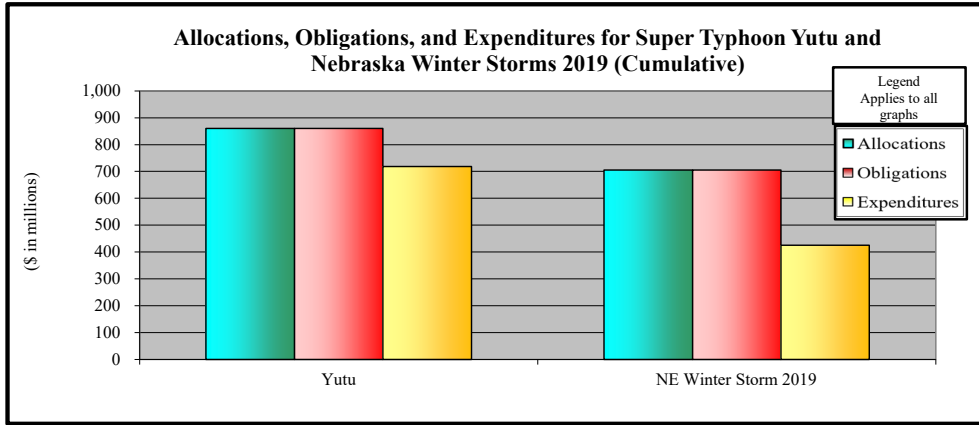
	Harvey	Irma	Maria	Total
Allocations	\$ 8,230	\$ 5,887	\$ 62,504	\$ 76,621
Obligations	8,229	5,887	61,090	75,206
Expenditures	\$ 7,188	\$ 5,278	\$ 23,606	\$ 36,072



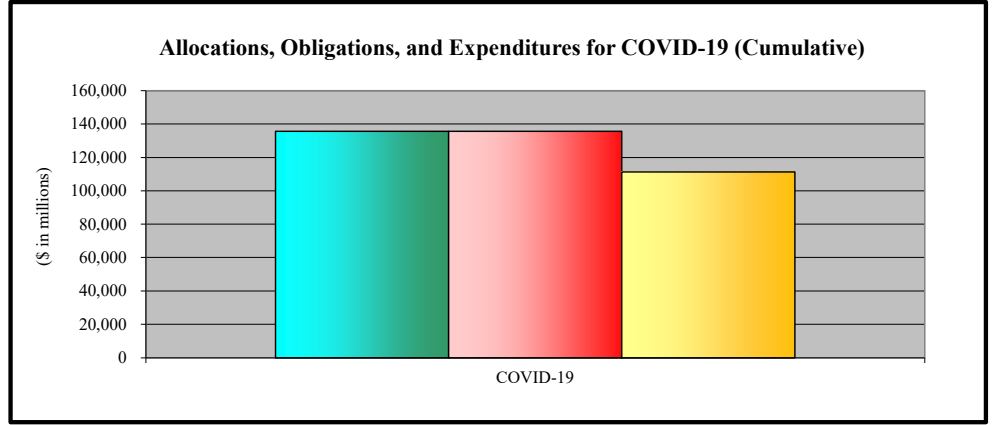
	CA Winter Storms	Florence	Michael	PR Earthquake	Total
Allocations	\$ 994	\$ 1,822	\$ 3,570	\$ 1,273	\$ 7,659
Obligations	994	1,822	3,570	1,273	7,659
Expenditures	\$ 826	\$ 1,557	\$ 2,871	\$ 742	\$ 5,996

Source of financial information is IFMIS.  
Total obligations include prior-year deobligations.

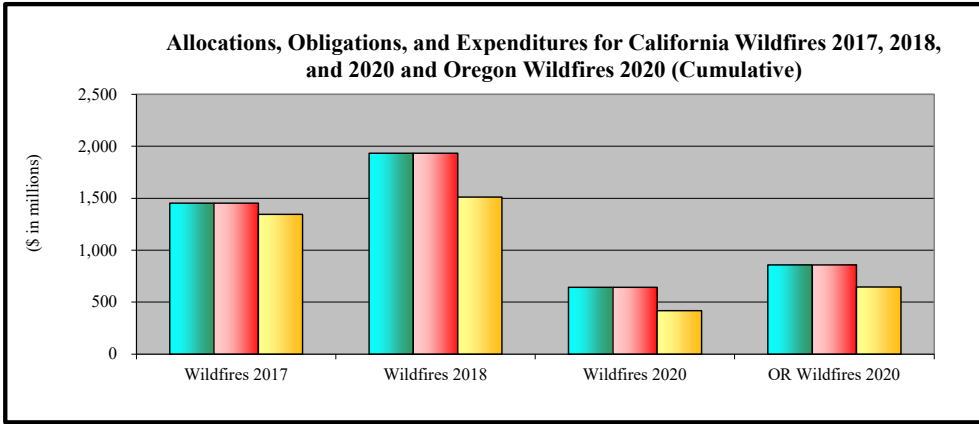
as of October 31, 2024



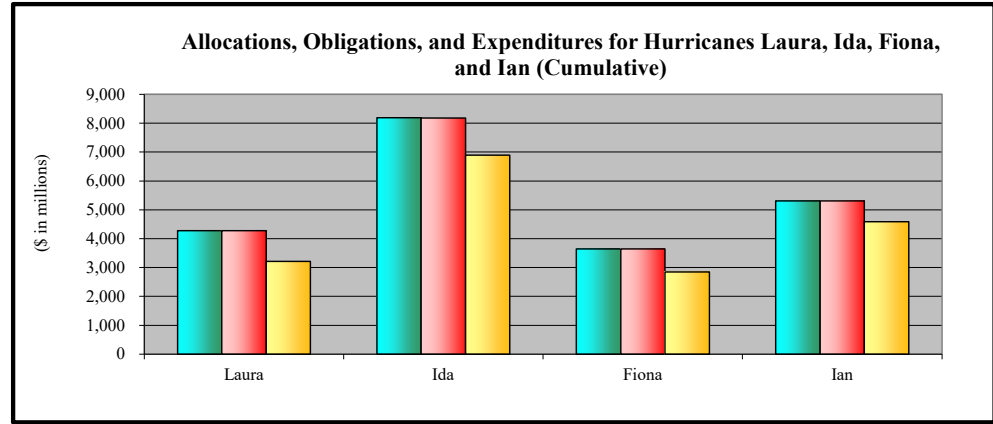
	Yutu	NE Winter Storm 2019	Total
Allocations	\$ 861	\$ 706	\$ 1,567
Obligations	861	706	1,567
Expenditures	\$ 719	\$ 426	\$ 1,145



	COVID-19	Total
Allocations	\$ 135,659	\$ 135,659
Obligations	135,633	135,633
Expenditures	\$ 111,284	\$ 111,284



	Wildfires 2017	Wildfires 2018	Wildfires 2020	OR Wildfires 2020	Total
Allocations	\$ 1,453	\$ 1,934	\$ 643	\$ 860	\$ 4,890
Obligations	1,453	1,934	643	860	4,890
Expenditures	\$ 1,345	\$ 1,512	\$ 419	\$ 647	\$ 3,923

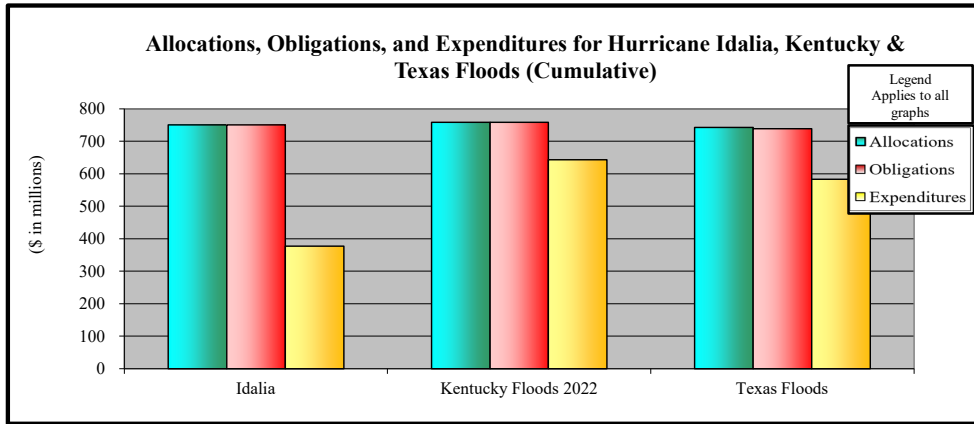


	Laura	Ida	Fiona	Ian	Total
Allocations	\$ 4,278	\$ 8,191	\$ 3,649	\$ 5,315	\$ 21,433
Obligations	4,278	8,188	3,649	5,315	21,430
Expenditures	\$ 3,220	\$ 6,896	\$ 2,849	\$ 4,595	\$ 17,560

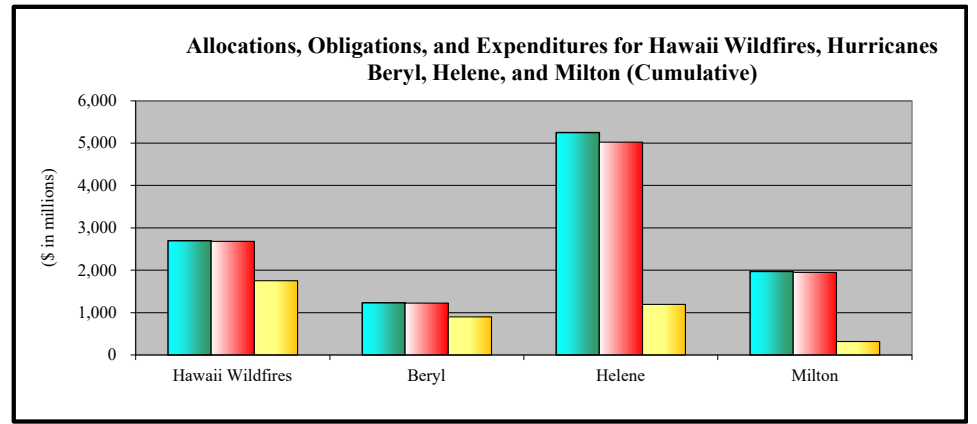
Source of financial information is IFMIS.  
Total obligations include prior-year deobligations.



as of October 31, 2024



	Idalia	Kentucky Floods 2022	Texas Floods	Total
Allocations	\$ 751	\$ 759	\$ 743	\$ 2,253
Obligations	751	759	739	2,249
Expenditures	\$ 378	\$ 644	\$ 584	\$ 1,606



	Hawaii Wildfires	Beryl	Helene	Milton	Total
Allocations	\$ 2,697	\$ 1,230	\$ 5,246	\$ 1,976	\$ 11,149
Obligations	2,682	1,223	5,024	1,953	10,882
Expenditures	\$ 1,758	\$ 899	\$ 1,953	\$ 323	\$ 4,175

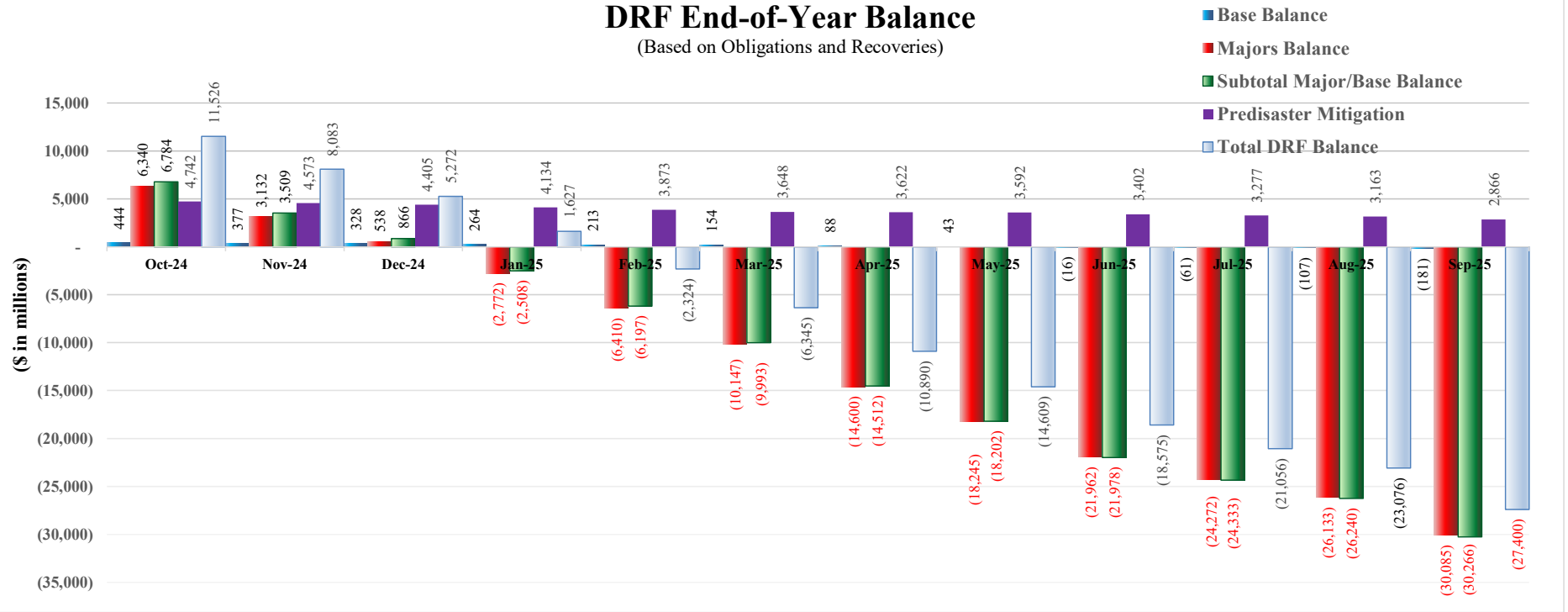
Source of financial information is IFMIS.  
Total obligations include prior-year deobligations.

**APPENDIX E: Fund Exhaustion Date**

as of October 31, 2024

**DRF End-of-Year Balance**

(Based on Obligations and Recoveries)



DRF End-of-Month Balance	Oct-24	Nov-24	Dec-24	Jan-25	Feb-25	Mar-25	Apr-25	May-25	Jun-25	Jul-25	Aug-25	Sep-25
Base Balance	\$ 444	\$ 377	\$ 328	\$ 264	\$ 213	\$ 154	\$ 88	\$ 43	\$ (16)	\$ (61)	\$ (107)	\$ (181)
Majors Balance <sup>(1)</sup>	6,340	3,132	538	(2,772)	(6,410)	(10,147)	(14,600)	(18,245)	(21,962)	(24,272)	(26,133)	(30,085)
Subtotal Major/Base Balance	6,784	3,509	866	(2,508)	(6,197)	(9,993)	(14,512)	(18,202)	(21,978)	(24,333)	(26,240)	(30,266)
Predisaster Mitigation	4,742	4,573	4,405	4,134	3,873	3,648	3,622	3,592	3,402	3,277	3,163	2,866
Total DRF Balance	\$ 11,526	\$ 8,083	\$ 5,272	\$ 1,627	\$ (2,324)	\$ (6,345)	\$ (10,890)	\$ (14,609)	\$ (18,575)	\$ (21,056)	\$ (23,076)	\$ (27,400)

(1) The remaining projections do not include the full-year estimated obligations for Hurricanes Helene and Milton. Updated projections for FY 2025 will be included in the December report to Congress.

APPENDIX F: FY 2025 DRF Bridge Table

FEMA		FY 2025 Total Obligations (\$ in millions)				FY 2025 DRF Bridge Table		Changes from Baseline		Month-to-Month Change
Event	Baseline	Current Month as of Nov-24	Previous Month as of Oct-24	Change from Baseline	Change from Prior Month		Cause/Reason		Cause/Reason	

NOT INCLUDED AS THIS IS THE FIRST REPORT OF FY 2025

<b>Building Resilient Infrastructure and Communities/Predisaster Mitigation History and Fund Status as of October 31, 2024 (Dollars in Millions)</b>	
<b>Fiscal Year 2019 (Applications Due by January 31, 2020)</b>	
	Amount
6% Set-Aside	\$ 383
Allocation	250
Notice of Funding Opportunity (NOFO) Awards to Date from the Allocation	(214)
Administrative and Technical Assistance Obligations	-
<b>Fiscal Year 2020 (Applications Due by January 29, 2021)</b>	
6% Set-Aside	613
Allocation	500
NOFO Awards to Date from the Allocation	(250)
Administrative and Technical Assistance Obligations	(2)
<b>Fiscal Year 2021 (Applications Due by January 28, 2022)</b>	
6% Set-Aside	321
Additional Set-Aside from COVID-19	500
Allocation	1,000
NOFO Awards to Date from the Allocation	(350)
Administrative and Technical Assistance Obligations	(15)
<b>Fiscal Year 2022 (Applications Due by January 27, 2023) <sup>(1)</sup></b>	
6% Set-Aside	330
Additional Set-Aside from COVID-19 <sup>(1)</sup>	1,792
Infrastructure Investment and Jobs Act <sup>(2)</sup>	200
Allocation	2,295
NOFO Awards to Date from the Allocation	(293)
Infrastructure Investment and Jobs Act Transfers <sup>(2)</sup>	(17)
Administrative and Technical Assistance Obligations	(19)
<b>Fiscal Year 2023 (Applications Due by February 29, 2024)</b>	
6% Set-Aside	686
Infrastructure Investment and Jobs Act <sup>(2)</sup>	200
Allocation	-
NOFO Awards to Date from the Allocation	(7)
Infrastructure Investment and Jobs Act Transfers <sup>(2)</sup>	(1)
Administrative and Technical Assistance Obligations	(49)
<b>Fiscal Year 2024</b>	
6% Set-Aside	417
Infrastructure Investment and Jobs Act <sup>(2)</sup>	200
Allocation <sup>(3)</sup>	1,000
PDM Transfer <sup>(4)</sup>	137
NOFO Awards to Date from the Allocation	-
Infrastructure Investment and Jobs Act Transfers <sup>(2)</sup>	(1)
Administrative and Technical Assistance Obligations	(48)
<b>Fiscal Year 2025 (Applications Due by TBD)</b>	
6% Set-Aside	23
Infrastructure Investment and Jobs Act <sup>(2)</sup>	200
Allocation	-
PDM Transfer <sup>(4)</sup>	16
NOFO Awards to Date from the Allocation	-
Infrastructure Investment and Jobs Act Anticipated Transfers <sup>(2)</sup>	(1)
Administrative and Technical Assistance Obligations	(11)
Note: Set-Aside currently available to fund future NOFOs beyond FY 2023. (6% Set-Asides - Allocations - Administrative Obligations).	\$ 811
Footnotes:	
(1) Pursuant to DRRRA (P.L. 115-254). The potential COVID-19 BRIC set aside is \$3.7 billion; of that amount, FEMA has set aside \$2.8 billion with \$866 million remaining.	
(2) Pursuant to P.L. 117-58, Infrastructure Investment and Jobs Act.	
(3) On October 12, 2023, FEMA published the funding opportunity for \$1 billion for the FY 2023 BRIC program.	
(4) Pursuant to P.L. 118-47, Further Consolidated Appropriations Act, 2024, PDM legacy balances transferred to BRIC.	