



# Disaster Relief Fund: Monthly Report

Through January 31, 2015

*February 5, 2015*

Fiscal Year 2015 Report to Congress



Homeland  
Security

*Federal Emergency Management Agency*

# Foreword from the Administrator

February 5, 2015

I am pleased to present the following, “Disaster Relief Fund: Monthly Report,” which has been prepared by the Federal Emergency Management Agency (FEMA).

In response to language set forth in the *Consolidated and Further Continuing Appropriations Act, 2015* (H.R. 83), which continues the terms and reporting requirements of *FY 2014 DHS Appropriations Act* (P.L. 113-76), the report provides details on funding activities for the Disaster Relief Fund through January 31, 2015.

Pursuant to congressional requirements, this report is being provided to the following Members of Congress:

The Honorable John R. Carter  
Chairman, House Appropriations Subcommittee on Homeland Security

The Honorable Lucille Roybal-Allard  
Ranking Member, House Appropriations Subcommittee on Homeland Security

The Honorable John Hoeven  
Chairman, Senate Appropriations Subcommittee on Homeland Security

The Honorable Jeanne Shaheen  
Ranking Member, Senate Appropriations Subcommittee on Homeland Security

Inquiries relating to this report may be directed to me at (202) 646-3900 or to the Department's Chief Financial Officer, Chip Fulghum, at (202) 447-5751.

Sincerely,



W. Craig Fugate  
Administrator  
Federal Emergency Management Agency





# Disaster Relief Fund: Monthly Report Through January 31, 2015

## Table of Contents

I.	Legislative Language .....	2
II.	Background .....	3
	Appendix A: Appropriations Summary.....	4
	Appendix B: DRF Funding Activity.....	5
	Appendix C: Hurricane Sandy FY 2015 Estimates .....	11
	Appendix D: Allocations, Obligations, & Expenditures.....	12
	Appendix E: Estimate of Fund Exhaustion Date.....	16
	Appendix F: DRF Cost Estimation Bridge Table.....	17

# I. Legislative Language

This document has been compiled pursuant to language set forth in the *Consolidated and Further Continuing Appropriations Act, 2015* (H.R. 83), which continues the terms and reporting requirements of *FY 2014 DHS Appropriations Act* (P.L. 113-76). The language in P.L. 113-76 states:

*Provided further*, That the Administrator of the Federal Emergency Management Agency shall submit to the Committees on Appropriations of the Senate and the House of Representatives the following reports, including a specific description of the methodology and the source data used in developing such reports:

(2) an estimate or actual amounts, if available, of the following for the current fiscal year shall be submitted not later than the fifth day of each month, and shall be published by the Administrator on the Agency's Web site not later than the fifth day of each month:

(A) a summary of the amount of appropriations made available by source, the transfers executed, the previously allocated funds recovered, and the commitments, allocations, and obligations made;

(B) a table of disaster relief activity delineated by month, including—

(i) the beginning and ending balances;

(ii) the total obligations to include amounts obligated for fire assistance, emergencies, surge, and disaster support activities;

(iii) the obligations for catastrophic events delineated by event and by State; and

(iv) the amount of previously obligated funds that are recovered;

(C) a summary of allocations, obligations, and expenditures for catastrophic events delineated by event;

(D) in addition, for a disaster declaration related to Hurricane Sandy, the cost of the following categories of spending: public assistance, individual assistance, mitigation, administrative, operations, and any other relevant category (including emergency measures and disaster resources); and

(E) the date on which funds appropriated will be exhausted.

This report covers activities through January 31, 2015.

## II. Background

Public Law 113-76 requires that the FEMA Administrator provide a report by the fifth day of each month on the Disaster Relief Fund (DRF) which includes a funding summary, a table delineating the DRF funding activities each month by state and event, a summary of the funding for the catastrophic events, and an estimate of the date on which the funds will be exhausted.

Consequently, the following report elements are included herein:

1. Appendix A is an appropriations summary that includes a synopsis of the amount of appropriations made available by source, the transfers executed, the previously allocated funds recovered, and the commitments, allocations, and obligations.
2. Details on the DRF funding activities delineated by month are presented in Appendix B.
3. Hurricane Sandy FY 2015 estimates by spending categories, per P.L. 113-2, as presented in Appendix C.
4. Funding summaries for the current active catastrophic events including the allocations, obligations, and expenditures are contained in Appendix D.
5. An estimate of the fund exhaustion date, or end of fiscal year balance, is provided in Appendix E.
6. A bridge table which provides explanation for the monthly and baseline change for all activities to include details for catastrophic events is provided in Appendix F.

## APPENDIX A: DRF Appropriations Summary

Department of Homeland Security - Federal Emergency Management Agency  
 Disaster Relief Fund Congressional Monthly Report  
 FY 2015 Activity  
 Through 1/31/2015

Dollars in Millions

	<u>Major</u> <u>Declarations</u>	<u>Base</u>	<u>Total</u>	<u>Change Since</u> <u>Last Report</u>
<b>FY 2015 Appropriation/CR<sup>(1)</sup></b>	\$ 5,626	\$ 595	\$ 6,221	\$ -
Prior Years Deobligations (Recoveries)	117	160	277	74
Prior Years Carryover	4,968	2,010	6,978	-
<b>FY 2015 Authority Available</b>	<u>10,711</u>	<u>2,765</u>	<u>13,476</u>	<u>74</u>
Less: Total Obligations	<u>2,376</u>	<u>114</u>	<u>2,490</u>	<u>394</u>
<b>Unobligated Balance</b>	<u>8,335</u>	<u>2,651</u>	<u>10,986</u>	<u>(320)</u>
Less: Unobligated Commitments	<u>3</u>	<u>32</u>	<u>35</u>	<u>20</u>
<b>Unobligated/Uncommitted Balance</b>	<u>8,332</u>	<u>2,619</u>	<u>10,951</u>	<u>(340)</u>
				-
Less: Allocations not Obligated/Committed	<u>12</u>	<u>65</u>	<u>77</u>	<u>26</u>
<b>Authority Available - Unallocated</b>	<u>\$ 8,320</u>	<u>\$ 2,554</u>	<u>\$ 10,874</u>	<u>\$ -</u> <u>\$ (366)</u>

**NOTES:**

(1) Under the Continuing Resolution (H.R. 83), assumes funding at the level of the FY 2014 enacted.

Source of financial information is the Integrated Financial Management Information System (IFMIS)

**APPENDIX B: DRF Funding Activity (Summary)**

**Disaster Relief Fund Monthly Obligations FY2015**  
**Appropriation Funding, Catastrophic and Non-Catastrophic Spending, and Recoveries**  
**(\$ in millions)**  
**Through 1/31/2015**

	<u>Oct-14</u>	<u>Nov-14</u>	<u>Dec-14</u>	<u>Jan-15</u>	<u>Feb-15</u>	<u>Mar-15</u>	<u>Apr-15</u>	<u>May-15</u>	<u>Jun-15</u>	<u>Jul-15</u>	<u>Aug-15</u>	<u>Sep-15</u>	<u>Total</u>
<b>Beginning of Month DRF Balance</b>	\$ 6,978	\$ 12,721	\$ 11,769	\$ 11,306	\$ 10,986	\$ 10,986	\$ 10,986	\$ 10,986	\$ 10,986	\$ 10,986	\$ 10,986	\$ 10,986	
<b>FY 2015 Appropriation/CR<sup>(1)</sup></b>	6,221												
Emergencies	-	-	-	(1)									(1)
Fire Management	(9)	(2)	(5)	(4)									(20)
Surge	(2)	-	-										(2)
Disaster Support Activities:	(2)	(14)	(54)	(21)									(91)
<b>Total Base Funding</b>	<b>(13)</b>	<b>(16)</b>	<b>(59)</b>	<b>(26)</b>	-	-	-	-	-	-	-	-	<b>(114)</b>
Non Catastrophic DR Obligations	(298)	(218)	(179)	(86)									(781)
Catastrophic DR Obligations	(286)	(755)	(272)	(282)									(1,595)
<b>Total Disaster (DR) Funding</b>	<b>(584)</b>	<b>(973)</b>	<b>(451)</b>	<b>(368)</b>	-	-	-	-	-	-	-	-	<b>(2,376)</b>
 Total DRF Obligations	 (597)	 (989)	 (510)	 (394)	 -	 -	 -	 -	 -	 -	 -	 -	 (2,490)
 Reserve for No-Notice Event													(1,000)
 <b>Recoveries of Previous Years De-Obligations</b>	 119	 37	 47	 74	 -	 -	 -	 -	 -	 -	 -	 -	 277
 <b>End of Month Balance (Including Recoveries)</b>	 <b>\$ 12,721</b>	 <b>\$ 11,769</b>	 <b>\$ 11,306</b>	 <b>\$ 10,986</b>	 <b>\$ 10,986</b>	 <b>\$ 10,986</b>	 <b>\$ 10,986</b>	 <b>\$ 10,986</b>	 <b>\$ 10,986</b>	 <b>\$ 10,986</b>	 <b>\$ 10,986</b>	 <b>\$ 9,986</b>	

(1) Under the Continuing Resolution (H.R. 83), assumes funding at the level of the FY 2014 enacted.

APPENDIX B: DRF Funding Activity (Details)

Disaster Relief Fund Estimated Monthly Obligations FY2015  
 DRF Monthly Spend Plan (FY 2015)  
 (\$ in millions)  
 Through 1/31/2015

	Oct-14	Nov-14	Dec-14	Jan-15	Feb-15	Mar-15	Apr-15	May-15	Jun-15	Jul-15	Aug-15	Sep-15	Total
Beginning of Month DRF Balance	\$ 6,978	\$ 12,721	\$ 11,769	\$ 11,306	\$ 10,986	\$ 10,261	\$ 8,940	\$ 7,796	\$ 6,882	\$ 6,055	\$ 5,055	\$ 4,289	
FY 2015 Appropriation/CR <sup>(1)</sup>	6,221												
Total Available Beginning of Month	13,199	12,721	11,769	11,306	10,986	10,261	8,940	7,796	6,882	6,055	5,055	4,289	
Major Declarations	10,594	10,090	9,128	8,685	8,335	7,652	6,401	5,318	4,440	3,676	2,739	2,097	
Base	2,605	2,631	2,641	2,621	2,651	2,609	2,539	2,478	2,442	2,379	2,316	2,192	
<b>DRF Base Activities <sup>(2)</sup></b>													
<b>Emergencies</b>													
Monthly Actual/Estimated Obligations	-	-	-	(1)	(13)	(35)	(13)	(7)	(7)	(4)	(24)	(131)	(235)
<b>Fire Management</b>													
Monthly Actual/Estimated Obligations	(9)	(2)	(5)	(4)	(9)	(9)	(12)	(11)	(6)	(2)	(8)	(5)	(82)
<b>Surge</b>													
Monthly Actual/Estimated Obligations	(2)	-	-	-	(4)	(2)	(2)	(2)	(2)	(5)	(19)	(44)	(82)
<b>Disaster Support &amp; Other Activities</b>													
DRS Monthly Actual/Estimated Obligations	(2)	(10)	(25)	(18)	(22)	(22)	(22)	(22)	(33)	(50)	(41)	(74)	(341)
Other Monthly Actual/Estimated Obligations	-	(4)	(29)	(3)	(5)	(13)	(23)	(5)	(26)	(13)	(43)	(6)	(170)
Monthly Actual/Estimated Obligations	(2)	(14)	(54)	(21)	(27)	(35)	(45)	(27)	(59)	(63)	(84)	(80)	(511)
Estimated/Actual Base Obligations	(13)	(16)	(59)	(26)	(53)	(81)	(72)	(47)	(74)	(74)	(135)	(260)	(910)
<b>DRF DR Activities</b>													
<b>Average Monthly Major DR Activity (Non-Cat.) <sup>(2)</sup></b>													
Monthly Actual/Estimated Obligations	(298)	(218)	(179)	(86)	(389)	(387)	(275)	(331)	(226)	(220)	(240)	(142)	(2,991)
<b>Gustav</b>													
Initial FY 15 Spend Plan	(4)	-	(1)	(10)	(4)	(2)	(4)	(1)	(4)	(1)	(1)	(1)	(33)
Monthly Actual/Estimated Obligations	(4)	(9)	(2)	(2)	(1)	(4)	(1)	(3)	(4)	(1)	(1)	(1)	(33)
<b>Ike</b>													
Initial FY 15 Spend Plan	(7)	(19)	(2)	(6)	(22)	(16)	(6)	-	(7)	(4)	-	(4)	(93)
Monthly Actual/Estimated Obligations	(7)	(12)	(5)	(8)	(2)	(1)	(15)	(17)	(8)	(14)	(18)	(8)	(115)
<b>Katrina Rita Wilma</b>													
Initial FY 15 Spend Plan	(30)	(30)	(46)	(48)	(48)	(32)	(47)	(35)	(64)	(44)	(25)	(25)	(474)
Monthly Actual/Estimated Obligations	(21)	(46)	(67)	(26)	(31)	(88)	(59)	(60)	(41)	(52)	(28)	(19)	(538)
<b>Midwest Floods</b>													
Initial FY 15 Spend Plan	-	-	(1)	(2)	(3)	(2)	-	(5)	-	-	-	(2)	(15)
Monthly Actual/Estimated Obligations	-	(1)	(1)	(4)	(4)	(4)	(2)	(5)	(1)	(1)	(1)	(2)	(26)
<b>TN Floods</b>													
Initial FY 15 Spend Plan	(5)	(1)	-	(2)	(2)	(2)	(3)	(1)	(2)	(2)	(2)	(2)	(24)
Monthly Actual/Estimated Obligations	(4)	-	(5)	-	(2)	(4)	(3)	(2)	(2)	(2)	(3)	-	(27)
<b>2011 Spring Tornados</b>													
Initial FY 15 Spend Plan	(2)	(1)	(10)	(2)	(9)	-	-	-	(1)	(1)	(1)	(1)	(28)
Monthly Actual/Estimated Obligations	(1)	(5)	(18)	(3)	(3)	(2)	(2)	(5)	(3)	(1)	(1)	-	(44)



APPENDIX B: DRF Funding Activity (Details)

Disaster Relief Fund Estimated Monthly Obligations FY2015  
 DRF Monthly Spend Plan (FY 2015)  
 (\$ in millions)  
 Through 1/31/2015

	Oct-14	Nov-14	Dec-14	Jan-15	Feb-15	Mar-15	Apr-15	May-15	Jun-15	Jul-15	Aug-15	Sep-15	Total
<b>2011 Spring Floods</b>													
Initial FY 15 Spend Plan	(1)	-	-	(3)	(3)	-	(8)	-	(2)	(8)	-	(2)	(27)
Monthly Actual/Estimated Obligations	-	-	-	(3)	-	-	(8)	-	(3)	(10)	-	(3)	(27)
<b>Irene</b>													
Initial FY 15 Spend Plan	(4)	(9)	(8)	(10)	(5)	(9)	(14)	(16)	(4)	(3)	-	(1)	(83)
Monthly Actual/Estimated Obligations	(4)	(5)	(6)	(4)	(5)	(10)	(3)	(6)	(17)	(9)	(5)	(15)	(89)
<b>Lee</b>													
Initial FY 15 Spend Plan	(22)	(1)	(2)	(13)	(6)	(5)	(14)	(2)	-	-	(9)	-	(74)
Monthly Actual/Estimated Obligations	(23)	(2)	(1)	(1)	(1)	(10)	(2)	(4)	(11)	(13)	(10)	-	(78)
<b>Isaac</b>													
Initial FY 15 Spend Plan	(16)	(7)	(14)	(3)	(3)	(5)	(3)	(7)	(2)	(2)	(4)	(5)	(71)
Monthly Actual/Estimated Obligations	(17)	(2)	(6)	(3)	(5)	(12)	(6)	(6)	(3)	(4)	(5)	(9)	(78)
<b>Sandy</b>													
Initial FY 15 Spend Plan	(206)	(632)	(307)	(430)	(671)	(416)	(460)	(506)	(486)	(372)	(358)	(226)	(5,070)
Monthly Actual/Estimated Obligations	(201)	(659)	(154)	(220)	(285)	(752)	(748)	(486)	(492)	(657)	(376)	(292)	(5,322)
<b>2013 Colorado Flood</b>													
Initial FY 15 Spend Plan	(5)	(20)	(6)	(1)	-	(1)	(5)	(1)	-	(5)	-	-	(44)
Monthly Actual/Estimated Obligations	(4)	(14)	(7)	(8)	(3)	(25)	(7)	(1)	(1)	(1)	(2)	(1)	(74)
<b>Total DR Obligations</b>	<b>(584)</b>	<b>(973)</b>	<b>(451)</b>	<b>(368)</b>	<b>(731)</b>	<b>(1,299)</b>	<b>(1,131)</b>	<b>(926)</b>	<b>(812)</b>	<b>(985)</b>	<b>(690)</b>	<b>(492)</b>	<b>(9,442)</b>
<b>Estimated Monthly Recoveries</b>													
Major declarations	119	37	47	74	59	59	59	59	59	59	59	60	750
Base	80	11	8	18									117
	39	26	39	56									160
<b>Reserve for No-Notice Event</b>													(1,000)
<b>Estimated DRF Available at End of Month (Including Recoveries) <sup>(3)</sup></b>	<b>12,721</b>	<b>11,769</b>	<b>11,306</b>	<b>10,986</b>	<b>10,261</b>	<b>8,940</b>	<b>7,796</b>	<b>6,882</b>	<b>6,055</b>	<b>5,055</b>	<b>4,289</b>	<b>2,597</b>	
<b>Actual recoveries cumulative to date</b>	<b>\$ 119</b>	<b>\$ 156</b>	<b>\$ 203</b>	<b>\$ 277</b>	<b>\$ 336</b>	<b>\$ 395</b>	<b>\$ 454</b>	<b>\$ 513</b>	<b>\$ 572</b>	<b>\$ 631</b>	<b>\$ 690</b>	<b>\$ 749</b>	<b>\$ 808</b>

Actual  
 Estimate

NOTES:  
 (1) Under the Continuing Resolution (H.R. 83), assumes funding at the level of the FY 2014 enacted.  
 (2) FEMA has adjusted the projected obligations for Base Activities and the average monthly Major DR Activity (Non-Cat.) based on current projections, obligation trends and historical trends. FEMA may review and revise estimates as of the March 31, 2015 report based on available data and our analysis.  
 (3) Estimated DRF ending balance does not include potential legal claims related to grant obligations, rescissions or transfers.

APPENDIX B: DRF Funding Activity (By Catastrophic Disaster)

Disaster Relief Fund Estimated Monthly Detailed Obligations FY 2015

(\$ in millions)

Event/DR	Obligations Thru	October	November	December	January	February	March	April	May	June	July	August	September	FY 15 Total
	FY14 <sup>(1)</sup>	Actual	Actual	Actual	Actual	Estimated	Estimated	Estimated	Estimated	Estimated	Estimated	Estimated	Estimated	
<b>Gustav</b>														
1786-LA	(1,570)	\$ (4)	\$ (9)	\$ (2)	\$ (2)	\$ (1)	\$ (4)	\$ (1)	\$ (3)	\$ (4)	\$ (1)	\$ (1)	\$ (1)	\$ (33)
1789-AL	(10)	-	-	-	-	-	-	-	-	-	-	-	-	-
1793-AR	(6)	-	-	-	-	-	-	-	-	-	-	-	-	-
1794-MS	(43)	-	-	-	-	-	-	-	-	-	-	-	-	-
1806-FL	(7)	-	-	-	-	-	-	-	-	-	-	-	-	-
Emergencies	(66)	-	-	-	-	-	-	-	-	-	-	-	-	-
	<b>(1,702)</b>	<b>(4)</b>	<b>(9)</b>	<b>(2)</b>	<b>(2)</b>	<b>(1)</b>	<b>(4)</b>	<b>(1)</b>	<b>(3)</b>	<b>(4)</b>	<b>(1)</b>	<b>(1)</b>	<b>(1)</b>	<b>(33)</b>
<b>Ike</b>														
1791-TX	(4,286)	(6)	(10)	(2)	(8)	(1)	(1)	(11)	(15)	(8)	(14)	(18)	(8)	(102)
1792-LA	(333)	(1)	(2)	(3)	-	(1)	-	(4)	(2)	-	-	-	-	(13)
1797-AL	(8)	-	-	-	-	-	-	-	-	-	-	-	-	-
1802-KY	(24)	-	-	-	-	-	-	-	-	-	-	-	-	-
1804-AR	(3)	-	-	-	-	-	-	-	-	-	-	-	-	-
1805-OH	(56)	-	-	-	-	-	-	-	-	-	-	-	-	-
Emergencies	(44)	-	-	-	-	-	-	-	-	-	-	-	-	-
	<b>(4,754)</b>	<b>(7)</b>	<b>(12)</b>	<b>(5)</b>	<b>(8)</b>	<b>(2)</b>	<b>(1)</b>	<b>(15)</b>	<b>(17)</b>	<b>(8)</b>	<b>(14)</b>	<b>(18)</b>	<b>(8)</b>	<b>(115)</b>
<b>Katrina Rita Wilma</b>														
1602-FL	(238)	(1)	-	(1)	-	-	-	-	(2)	-	-	-	-	(4)
1603-LA	(30,206)	(20)	(31)	(54)	(22)	(28)	(81)	(51)	(52)	(27)	(51)	(19)	(6)	(442)
1604-MS	(10,062)	-	(13)	(3)	(5)	(1)	(3)	(2)	(3)	(1)	(1)	(2)	-	(34)
1605-AL	(1,034)	-	-	-	-	-	-	-	-	-	-	-	-	-
1606-TX	(1,875)	-	(2)	-	-	-	-	-	-	-	-	-	(1)	(3)
1607-LA	(1,898)	-	-	(1)	-	(1)	(4)	(4)	(3)	(8)	-	(5)	-	(26)
1609-FL	(2,555)	-	-	(8)	1	(1)	-	(2)	-	(5)	-	(2)	(12)	(29)
Emergencies	(799)	-	-	-	-	-	-	-	-	-	-	-	-	-
	<b>(48,667)</b>	<b>(21)</b>	<b>(46)</b>	<b>(67)</b>	<b>(26)</b>	<b>(31)</b>	<b>(88)</b>	<b>(59)</b>	<b>(60)</b>	<b>(41)</b>	<b>(52)</b>	<b>(28)</b>	<b>(19)</b>	<b>(538)</b>
<b>Midwest Floods</b>														
1760-MO	(3)	-	-	-	-	-	-	-	-	-	-	-	-	-
1763-IA	(1,903)	-	(1)	(1)	(4)	(4)	(4)	(2)	(5)	(1)	(1)	(1)	(2)	(26)
1765-NE	(2)	-	-	-	-	-	-	-	-	-	-	-	-	-
1766-IN	(225)	-	-	-	-	-	-	-	-	-	-	-	-	-
1768-WI	(160)	-	-	-	-	-	-	-	-	-	-	-	-	-
1770-NE	(48)	-	-	-	-	-	-	-	-	-	-	-	-	-
1771-IL	(96)	-	-	-	-	-	-	-	-	-	-	-	-	-
1772-MN	(9)	-	-	-	-	-	-	-	-	-	-	-	-	-
1773-MO	(55)	-	-	-	-	-	-	-	-	-	-	-	-	-
1774-SD	(8)	-	-	-	-	-	-	-	-	-	-	-	-	-
1775-OK	(11)	-	-	-	-	-	-	-	-	-	-	-	-	-
1776-KS	(65)	-	-	-	-	-	-	-	-	-	-	-	-	-
1777-MI	(19)	-	-	-	-	-	-	-	-	-	-	-	-	-
	<b>(2,604)</b>	<b>-</b>	<b>(1)</b>	<b>(1)</b>	<b>(4)</b>	<b>(4)</b>	<b>(4)</b>	<b>(2)</b>	<b>(5)</b>	<b>(1)</b>	<b>(1)</b>	<b>(1)</b>	<b>(2)</b>	<b>(26)</b>

APPENDIX B: DRF Funding Activity (By Catastrophic Disaster)

Disaster Relief Fund Estimated Monthly Detailed Obligations FY 2015

(\$ in millions)

Event/DR	Obligations Thru	October	November	December	January	February	March	April	May	June	July	August	September	FY 15 Total
	FY14 <sup>(1)</sup>	Actual	Actual	Actual	Actual	Estimated	Estimated	Estimated	Estimated	Estimated	Estimated	Estimated	Estimated	
<b>TN Floods</b>														
1909-TN	(531)	(4)	-	(5)	-	(2)	(4)	(3)	(2)	(2)	(2)	(3)	-	(27)
	<b>(531)</b>	<b>(4)</b>	<b>-</b>	<b>(5)</b>	<b>-</b>	<b>(2)</b>	<b>(4)</b>	<b>(3)</b>	<b>(2)</b>	<b>(2)</b>	<b>(2)</b>	<b>(3)</b>	<b>-</b>	<b>(27)</b>
<b>2011 Spring Tornadoes</b>														
1971-AL	(711)	(1)	(2)	(1)	-	-	(1)	-	-	(1)	-	-	-	(6)
1972-MS	(66)	-	-	-	-	(1)	(1)	(1)	-	-	-	-	-	(3)
1973-GA	(46)	-	-	-	-	-	-	-	-	-	-	(1)	-	(1)
1974-TN	(92)	-	-	-	-	-	-	-	(1)	-	-	-	-	(1)
1975-AR	(102)	-	-	-	-	1	-	-	(3)	-	-	-	-	(2)
1976-KY	(58)	-	-	-	-	-	-	-	-	-	(1)	-	-	(1)
1980-MO	(507)	-	(3)	(17)	(3)	(3)	-	(1)	(1)	(2)	-	-	-	(30)
Emergencies	(1)	-	-	-	-	-	-	-	-	-	-	-	-	-
	<b>(1,583)</b>	<b>(1)</b>	<b>(5)</b>	<b>(18)</b>	<b>(3)</b>	<b>(3)</b>	<b>(2)</b>	<b>(2)</b>	<b>(5)</b>	<b>(3)</b>	<b>(1)</b>	<b>(1)</b>	<b>-</b>	<b>(44)</b>
<b>2011 Spring Floods</b>														
1981-ND	(615)	-	-	-	(3)	-	-	(8)	-	(3)	(10)	-	(3)	(27)
1982-MN	(28)	-	-	-	-	-	-	-	-	-	-	-	-	-
1983-MS	(37)	-	-	-	-	-	-	-	-	-	-	-	-	-
1984-SD	(79)	-	-	-	-	-	-	-	-	-	-	-	-	-
Emergencies	(38)	-	-	-	-	-	-	-	-	-	-	-	-	-
	<b>(797)</b>	<b>-</b>	<b>-</b>	<b>-</b>	<b>(3)</b>	<b>-</b>	<b>-</b>	<b>(8)</b>	<b>-</b>	<b>(3)</b>	<b>(10)</b>	<b>-</b>	<b>(3)</b>	<b>(27)</b>
<b>Irene</b>														
4017-PR	(135)	(1)	-	-	(1)	-	-	-	-	-	-	-	-	(2)
4019-NC	(193)	(1)	-	-	1	-	-	(1)	(2)	-	-	-	-	(3)
4020-NY	(831)	-	(4)	(1)	(1)	(3)	(5)	-	(2)	(15)	(5)	(5)	(10)	(51)
4021-NJ	(402)	-	-	(1)	-	-	-	-	-	(1)	(3)	-	-	(5)
4022-VT	(315)	(2)	-	(1)	-	(1)	(3)	(1)	-	(1)	(1)	-	(5)	(15)
4023-CT	(78)	-	-	-	-	-	-	-	-	-	-	-	-	-
4024-VA	(71)	-	(1)	(2)	(1)	-	-	-	-	-	-	-	-	(4)
4025-PA	(97)	-	-	(1)	(1)	(1)	(1)	-	(1)	-	-	-	-	(5)
4026-NH	(25)	-	-	-	-	-	(1)	-	-	-	-	-	-	(1)
4027-RI	(12)	-	-	-	-	-	-	-	-	-	-	-	-	-
4028-MA	(46)	-	-	-	(1)	-	-	(1)	(1)	-	-	-	-	(3)
4032-ME	(3)	-	-	-	-	-	-	-	-	-	-	-	-	-
4034-MD	(25)	-	-	-	-	-	-	-	-	-	-	-	-	-
4036-DC	(3)	-	-	-	-	-	-	-	-	-	-	-	-	-
4037-DE	(3)	-	-	-	-	-	-	-	-	-	-	-	-	-
Emergencies	(60)	-	-	-	-	-	-	-	-	-	-	-	-	-
	<b>(2,299)</b>	<b>(4)</b>	<b>(5)</b>	<b>(6)</b>	<b>(4)</b>	<b>(5)</b>	<b>(10)</b>	<b>(3)</b>	<b>(6)</b>	<b>(17)</b>	<b>(9)</b>	<b>(5)</b>	<b>(15)</b>	<b>(89)</b>

APPENDIX B: DRF Funding Activity (By Catastrophic Disaster)

Disaster Relief Fund Estimated Monthly Detailed Obligations FY 2015

(\$ in millions)

Event/DR	Cumulative Obligations Thru													FY 15 Total
	FY14 <sup>(1)</sup>	October Actual	November Actual	December Actual	January Actual	February Estimated	March Estimated	April Estimated	May Estimated	June Estimated	July Estimated	August Estimated	September Estimated	
<b>Lee</b>														
4030-PA	(375)	(1)	(1)	(1)	-	(1)	(1)	(2)	(1)	-	-	(1)	-	(9)
4031-NY	(352)	(22)	(1)	-	(1)	-	(9)	-	(2)	(11)	(13)	(9)	-	(68)
4038-MD	(13)	-	-	-	-	-	-	-	(1)	-	-	-	-	(1)
4039-NJ	(6)	-	-	-	-	-	-	-	-	-	-	-	-	-
4041-LA	(7)	-	-	-	-	-	-	-	-	-	-	-	-	-
4045-VA	(8)	-	-	-	-	-	-	-	-	-	-	-	-	-
Emergencies	(2)													
	<b>(763)</b>	<b>(23)</b>	<b>(2)</b>	<b>(1)</b>	<b>(1)</b>	<b>(1)</b>	<b>(10)</b>	<b>(2)</b>	<b>(4)</b>	<b>(11)</b>	<b>(13)</b>	<b>(10)</b>	<b>-</b>	<b>(78)</b>
<b>Isaac</b>														
4080-LA	(640)	(16)	(2)	(5)	(3)	(2)	(6)	(3)	(5)	(3)	(4)	(5)	(9)	(63)
4081-MS	(91)	(1)	-	(1)	-	(1)	-	(2)	(1)	-	-	-	-	(6)
4082-AL	(9)	-	-	-	-	(1)	-	-	-	-	-	-	-	(1)
4084-FL	(22)	-	-	-	-	(1)	(6)	(1)	-	-	-	-	-	(8)
Emergencies	(10)													
	<b>(772)</b>	<b>(17)</b>	<b>(2)</b>	<b>(6)</b>	<b>(3)</b>	<b>(5)</b>	<b>(12)</b>	<b>(6)</b>	<b>(6)</b>	<b>(3)</b>	<b>(4)</b>	<b>(5)</b>	<b>(9)</b>	<b>(78)</b>
<b>Sandy</b>														
4085-NY	(7,718)	(165)	(614)	(125)	(200)	(259)	(712)	(721)	(456)	(457)	(573)	(361)	(275)	(4,918)
4086-NJ	(2,559)	(34)	(43)	(25)	(17)	(18)	(30)	(26)	(28)	(34)	(84)	(14)	(13)	(366)
4087-CT	(102)	-	(2)	(1)	(1)	(3)	(7)	(1)	(2)	(1)	-	-	(1)	(19)
4089-RI	(14)	-	-	-	(1)	-	(1)	-	-	-	-	-	-	(2)
4090-DE	(8)	-	-	-	-	-	-	-	-	-	-	-	-	-
4091-MD	(43)	-	-	(3)	(1)	-	(1)	-	-	-	-	-	-	(5)
4092-VA	(12)	(1)	-	-	-	-	-	-	-	-	-	-	-	(1)
4093-WV	(23)	-	-	-	-	-	-	-	-	-	-	-	-	-
4095-NH	(3)	-	-	-	-	-	-	-	-	-	-	-	-	-
4096-DC	(3)	-	-	-	-	-	-	-	-	-	-	-	-	-
4097-MA	(14)	(1)	-	-	-	-	-	-	-	-	-	-	(3)	(4)
4098-OH	(17)	-	-	-	-	(5)	(1)	-	-	-	-	(1)	-	(7)
4099-PA	(17)	-	-	-	-	-	-	-	-	-	-	-	-	-
Emergencies	(26)													
	<b>(10,559)</b>	<b>(201)</b>	<b>(659)</b>	<b>(154)</b>	<b>(220)</b>	<b>(285)</b>	<b>(752)</b>	<b>(748)</b>	<b>(486)</b>	<b>(492)</b>	<b>(657)</b>	<b>(376)</b>	<b>(292)</b>	<b>(5,322)</b>
<b>2013 Colorado Flood</b>														
4145-CO	(485)	(4)	(14)	(7)	(8)	(3)	(25)	(7)	(1)	(1)	(1)	(2)	(1)	(74)
	<b>(485)</b>	<b>(4)</b>	<b>(14)</b>	<b>(7)</b>	<b>(8)</b>	<b>(3)</b>	<b>(25)</b>	<b>(7)</b>	<b>(1)</b>	<b>(1)</b>	<b>(1)</b>	<b>(2)</b>	<b>(1)</b>	<b>(74)</b>
<b>TOTAL <sup>(2)</sup></b>	<b>\$ (75,516)</b>	<b>\$ (286)</b>	<b>\$ (755)</b>	<b>\$ (272)</b>	<b>\$ (282)</b>	<b>\$ (342)</b>	<b>\$ (912)</b>	<b>\$ (856)</b>	<b>\$ (595)</b>	<b>\$ (586)</b>	<b>\$ (765)</b>	<b>\$ (450)</b>	<b>\$ (350)</b>	<b>\$ (6,451)</b>

NOTES:

(1) Adjusted for recoveries occurring in FY 2015 against prior year obligations.

## APPENDIX C: Hurricane Sandy (Actuals/Estimates)

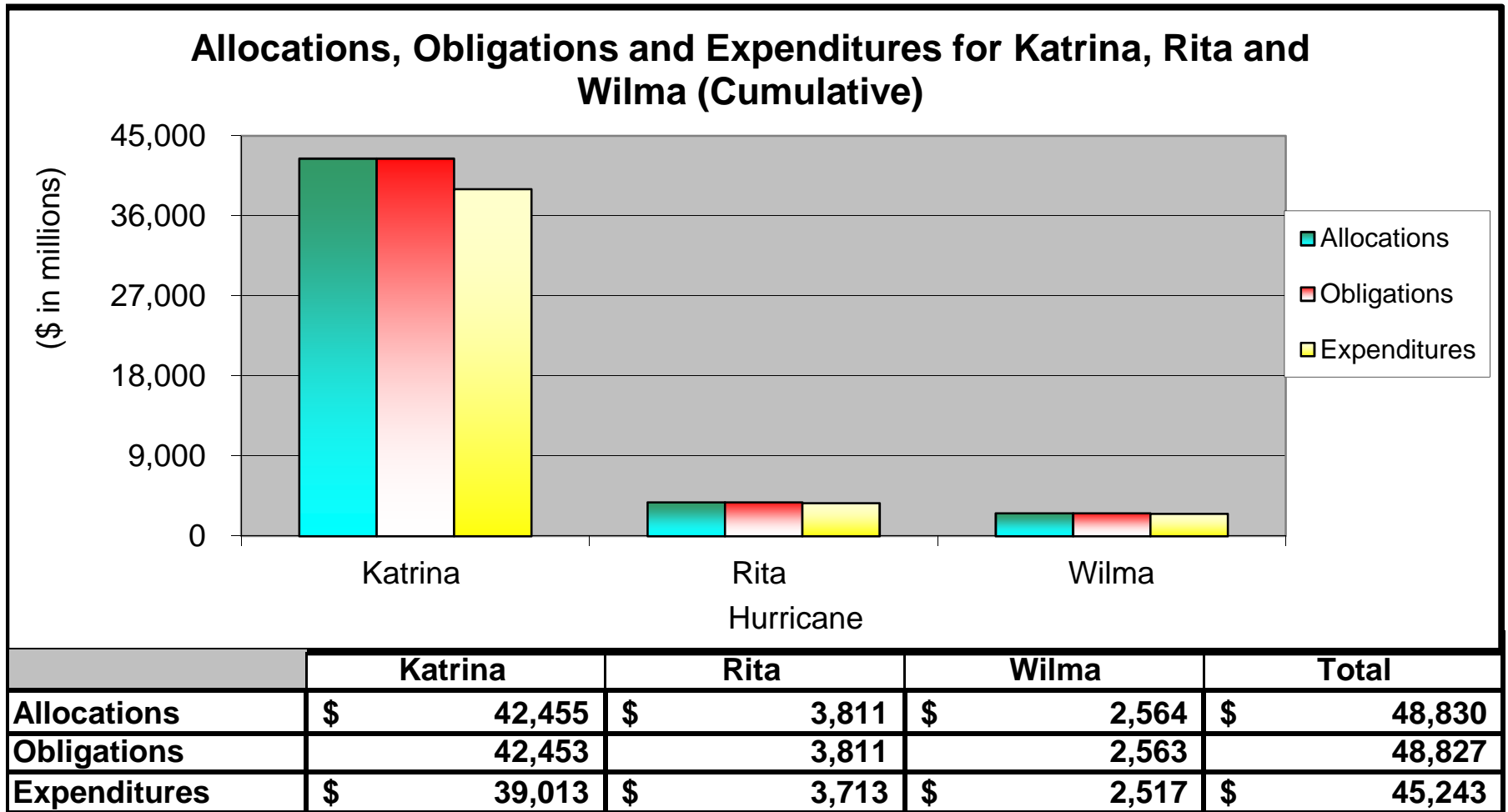
Hurricane Sandy FY 2015 Actuals/Estimates\*  
Through 1/31/2015  
(\$ in Millions)

Category	All FY's Through 2014 <sup>(1)</sup>	Actual 1st Qtr	Estimated/ Actual 2nd Qtr	Estimated 3rd Qtr	Estimated 4th Qtr	Fiscal Year 2015 Totals	Estimated Totals Thru FY 15
Public Assistance	\$ 7,112	\$ 669	\$ 1,111	\$ 1,542	\$ 1,130	\$ 4,452	\$ 11,564
Individual Assistance	\$ 1,646	-	-	-	-	-	1,646
Mitigation	\$ 214	315	116	155	167	753	967
Operations	\$ 359	-	-	-	-	-	359
Administrative	\$ 1,228	30	30	29	28	117	1,345
<b>Total</b>	<b>\$ 10,559</b>	<b>\$ 1,014</b>	<b>\$ 1,257</b>	<b>\$ 1,726</b>	<b>\$ 1,325</b>	<b>\$ 5,322</b>	<b>\$ 15,881</b>

\*Additional reporting requirement per P.L. 113-2, continued in P.L. 113-76

(1) Adjusted for recoveries occurring in FY 2015 against prior year obligations.

## APPENDIX D: ALLOCATIONS, OBLIGATIONS AND EXPENDITURES

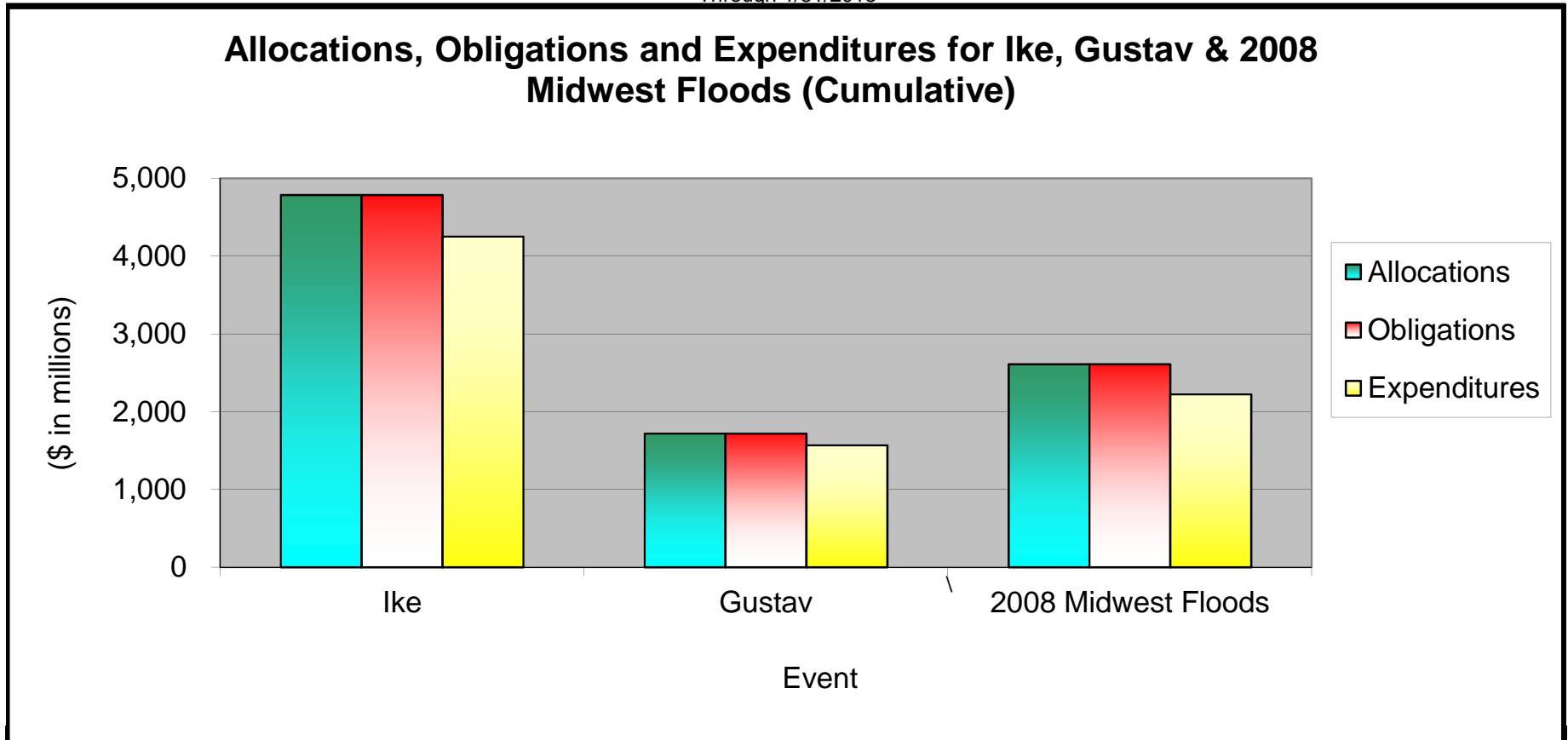


Source of financial information is the Integrated Financial Information Management System (IFMIS)

Total obligations include prior-year de-obligations

## APPENDIX D: ALLOCATIONS, OBLIGATIONS AND EXPENDITURES

Through 1/31/2015



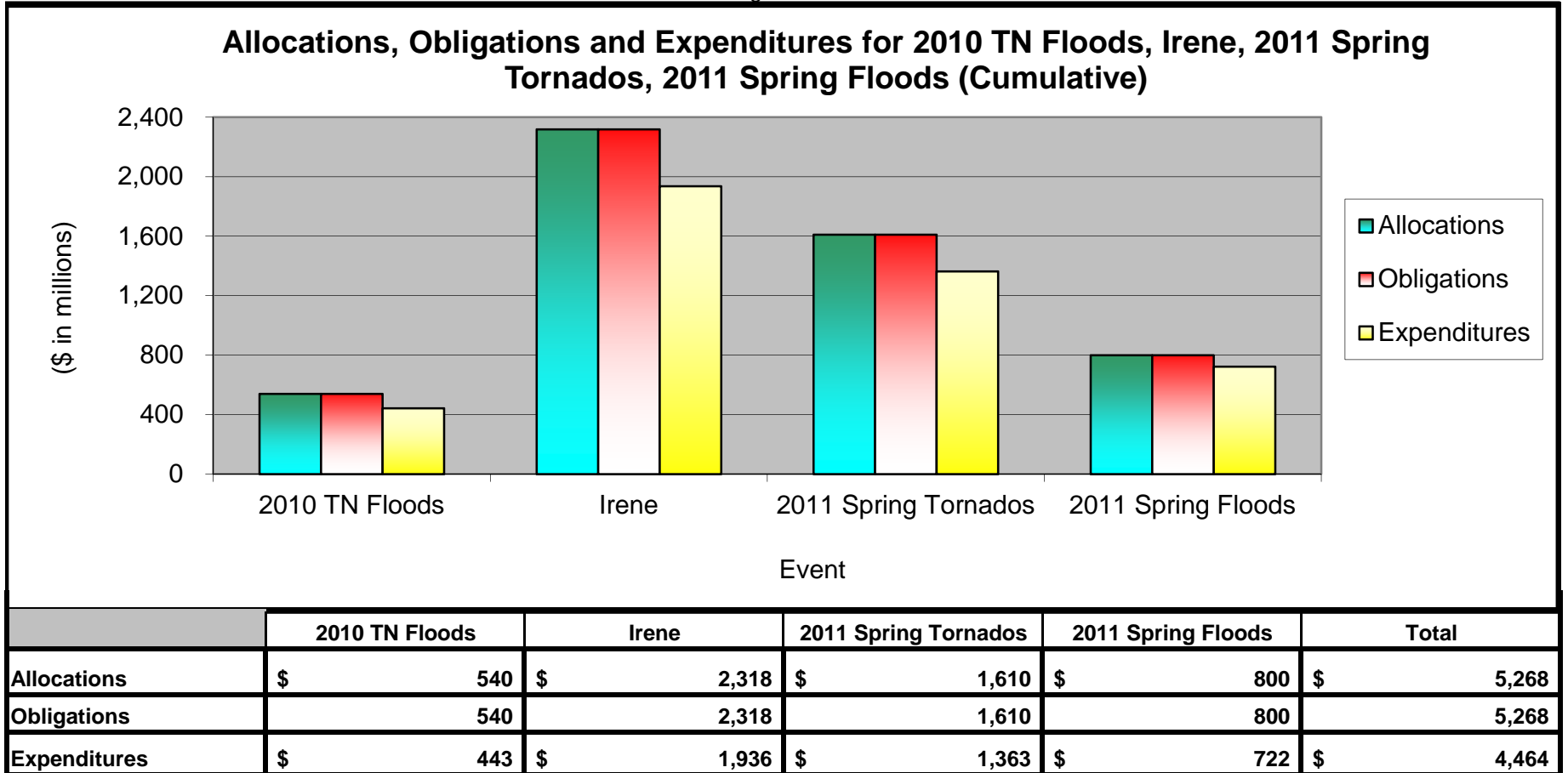
	Ike	Gustav	2008 Midwest Floods	Total
<b>Allocations</b>	\$ 4,786	\$ 1,719	\$ 2,610	\$ 9,115
<b>Obligations</b>	4,786	1,719	2,610	\$ 9,115
<b>Expenditures</b>	\$ 4,251	\$ 1,568	\$ 2,223	\$ 8,042

Source of financial information is the Integrated Financial Information Management System (IFMIS)

Total obligations include prior-year de-obligations

## APPENDIX D: ALLOCATIONS, OBLIGATIONS AND EXPENDITURES

Through 1/31/2015



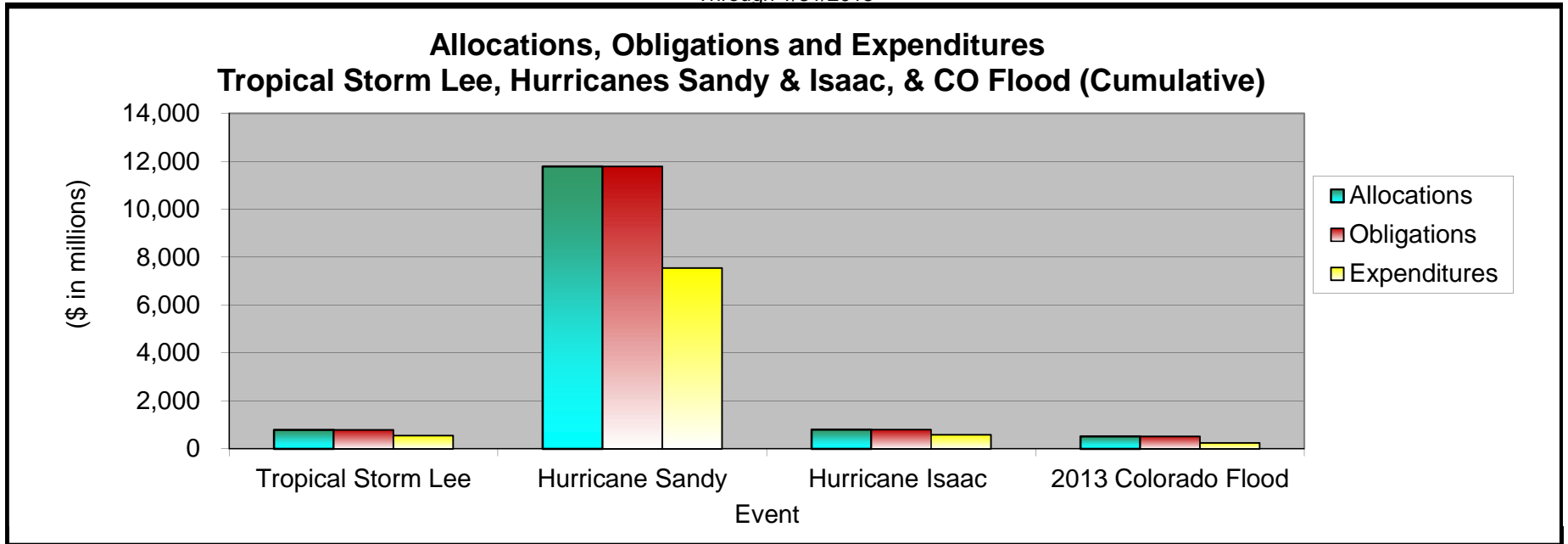
Source of financial information is the Integrated Financial Information Management System (IFMIS)

Total obligations include prior-year de-obligations



**APPENDIX D: ALLOCATIONS, OBLIGATIONS AND EXPENDITURES**

Through 1/31/2015



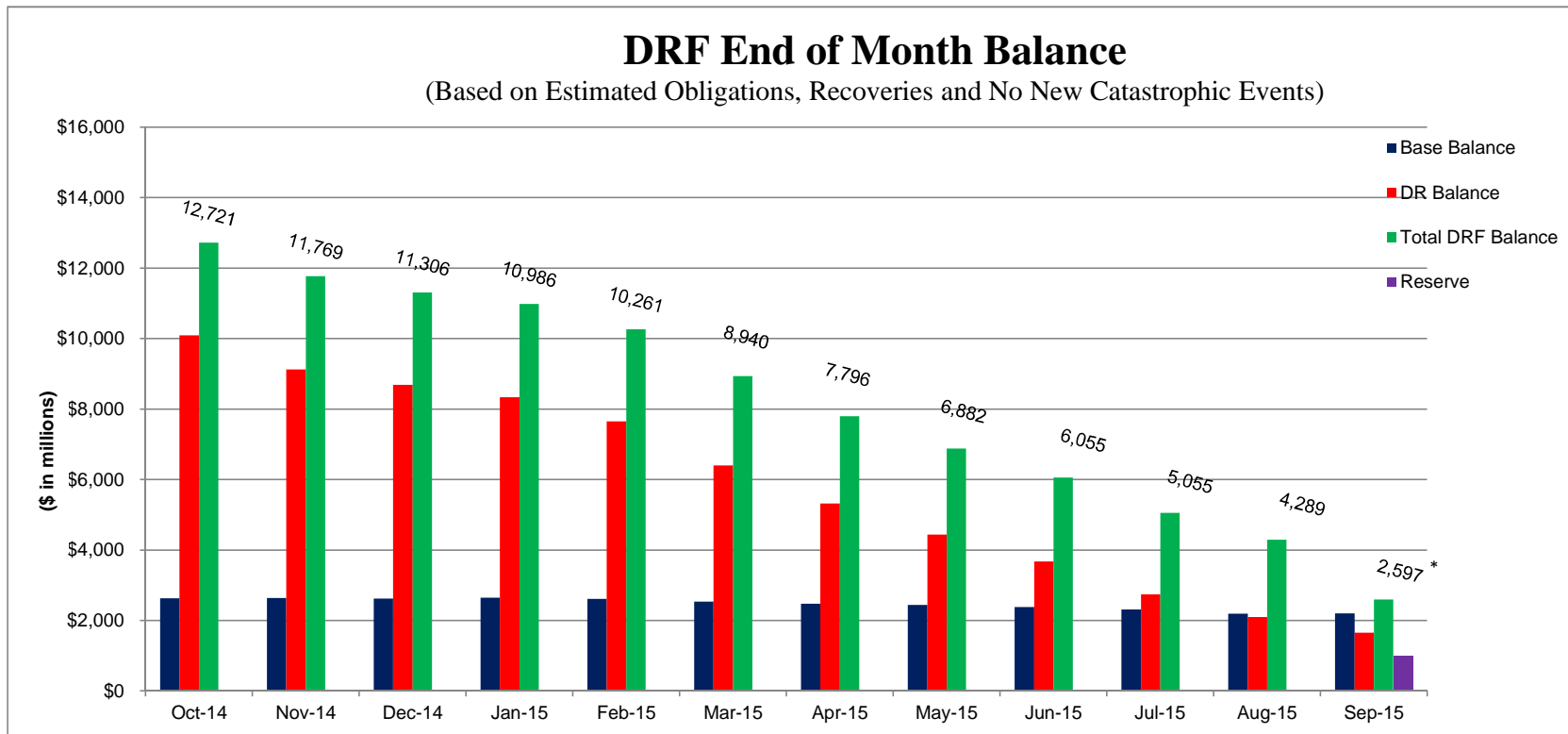
	Tropical Storm Lee	Hurricane Sandy	Hurricane Isaac	2013 Colorado Flood	Total
<b>Allocations</b>	\$ 790	\$ 11,794	\$ 801	\$ 518	\$ 13,903
<b>Obligations</b>	790	11,793	800	518	\$ 13,901
<b>Expenditures</b>	\$ 554	\$ 7,549	\$ 590	\$ 249	\$ 8,942

Source of financial information is the Integrated Financial Information Management System (IFMIS)  
 Total obligations include prior-year de-obligations

Graphical Representation  
 Tropical Storm Lee, Hurricane Sandy, Hurricane Isaac, and CO Floods  
 Allocations, Obligations and Expenditures

# APPENDIX E: Estimate of Fund Exhaustion Date

Through 1/31/2015



\* Projected ending balance reduced by \$1B provision for reserve

(1) Includes FY2015 funding for the following major disaster events:

- Hurricanes Katrina/Rita/Wilma
- Hurricane Gustav
- Hurricane Ike
- Midwest Flooding
- 2010 TN Flooding
- 2011 Spring Tornadoes
- 2011 Spring Floods
- Hurricane Irene
- Tropical Storm Lee
- Hurricane Isaac
- Hurricane Sandy
- 2013 Colorado Flood

(2) Average for non-catastrophic event funding based on historical averages (non-Base and Base excluding DRS).

(3) Estimates based on February 2015 FEMA Spend Plans.

Note: The estimated end-of-fiscal year balance includes projections for on-going major events, the ten-year average for non-catastrophic events (per BCA calculation), anticipated base expenses, and projected DRF recoveries. These estimates are subject to change, e.g., rescissions, changes in appropriation levels, transfers, accelerated funding of current disasters, or a new catastrophic disaster; changes that could substantially reduce or deplete the projected year-end balance and impact FEMA's ability to respond timely and effectively to disasters and the needs of survivors. As an example of how quickly DRF funds can be depleted, FEMA obligated \$2.3B in the first 30 days of the Sandy response and almost \$3B in the first 60 days. These no-year funds can only be used for disaster purposes and should be readily available without delay regardless of when during the fiscal year.

APPENDIX F: DRF Cost Estimation Bridge Table

DRF Cost Estimation Bridge Table

Event	FY 2015 Estimated Total Obligations (\$ in millions)						Changes from Baseline		Month-to-Month Change
	Baseline *	Current Month as of 02/01/2015	Previous Month as of 01/01/2015	Change from Baseline	Change from Prior Month	Cause/Reason	Cause/Reason		
<b>DRF Base Activities</b>									
Emergencies	\$ 235	\$ 235	\$ 235	\$ -	\$ -	Baseline estimates based on 10-year average.	Baseline estimates based on 10-year average.		
Fire Management	82	82	82	-	-	Baseline estimates based on 10-year average.	Baseline estimates based on 10-year average.		
Surge	82	82	82	-	-	Baseline estimates based on 10-year average.	Baseline estimates based on 10-year average.		
Disaster Support & Other Activities	511	511	511	-	-	Baseline estimates based on 10-year average and DRS Spend Plan.	Baseline estimates based on 10-year average and DRS Spend Plan.		
<b>Base Sub-Total</b>	<b>910</b>	<b>910</b>	<b>910</b>	<b>-</b>	<b>-</b>				
<b>DRF DR Activities</b>									
Average Monthly Major DR Activity (Non-Cat.)	2,991	2,991	2,991	-	-	Baseline estimate based on historical 10-year average and DRF Spend Plan.	Baseline estimate based on historical 10-year average and DRF Spend Plan.		
Gustav	33	33	34	-	(1)		Other Activity Totaling: (\$1M)		
Ike	93	115	103	22	12	Public Assistance: \$5M net increase primarily due to an alternate projects and insurance adjustments in 1791 TX. Hazard Mitigation: \$14M increase for drainage and elevation projects in 1791 TX and 1792 LA. Administration: \$2M for salaries and benefits in 1791 TX. Other Activity Totaling: \$1M.	Public Assistance: \$2M increase primarily due to closeout costs and insurance adjustments in 1791 TX. Hazard Mitigation: \$10M net increase due to accelerated SFM increments for the Harris County Greens Bayou Drainage project in 1791 TX.		
Katrina Rita Wilma	474	538	515	64	23	Public Assistance: \$9M increase for appeals in 1609 FL; \$52M net increase primarily due to cost overruns and improved projects for LSU in 1603 LA; \$2M net increase for state management costs in 1604 MS. Hazard Mitigation: (\$4M) net decrease for removed projects and State Management Costs in 1603 LA. Administration: \$5M increase for salaries and benefits and technical assistance contracts in 1603 LA.	Public Assistance: \$17M net increase for State Management Costs and a project version for New Orleans Sewer & Water in 1603 LA. Hazard Mitigation: \$7M increase for State Management Costs in 1603 LA. Other Activity Totaling: (\$1M).		
Midwest Floods	15	26	23	11	3	Increases in 1763 IA: Public Assistance: \$5M increase for appeals and close out costs. Hazard Mitigation: \$3M increase for cost overruns. Administration: \$3M increase for salaries and benefits.	Public Assistance: \$3M increase primarily due to close out costs and donated resource obligations in 1763 IA.		
TN Floods	24	27	30	3	(3)	Public Assistance: \$3M net increase primarily due to appeals, alternate projects, underruns in 1909 TN.	Public Assistance: (\$3M) decrease primarily due to cost underruns in 1909 TN.		
2011 Spring Tornadoes	28	44	46	16	(2)	Public Assistance: \$15M net increase primarily due to Mercy Health of Joplin projects in 1980 MO. Hazard Mitigation: \$4M increase for amendments to safe room projects in 1980 MO; (\$4M) decrease for project delays in 1976 KY. Other Activity Totaling: \$1M.	Public Assistance: \$1M increase for cost overruns in 1980 MO. Hazard Mitigation: (\$4M) decrease due to state environmental review delays in 1976 KY; \$1M increase for safe room projects in 1980 MO.		
2011 Spring Floods	27	27	27	-	-				
Irene	83	89	88	6	1	Public Assistance: \$2M increase for cost overruns and adjustments in 4022 VT, 4028 MA, and 4020 NY. Administration: \$2M increase for salaries and benefits primarily in 4020 NY. Other Activity Totaling: \$2M.	Other Activity Totaling: \$1M.		
Lee	74	78	75	4	3	Public Assistance: \$1M net increase for scope changes and appeals in 4031 NY. Administration: \$2M increase in 4030 PA. Other Activity Totaling: \$1M.	Public Assistance: \$1M net increase for scope changes and appeals in 4031 NY. Administration: \$2M increase in salaries and benefits in 4030 PA.		
Isaac	71	78	78	7	-	Public Assistance: \$6M net increase due to reversed insurance reductions, scope alignments, and cost overruns in 4080 LA. Hazard Mitigation: (\$2M) decrease due to a project being withdrawn in 4080 LA. Administration: \$3M.			
Sandy	5,070	5,322	5,209	252	113	Public Assistance: \$141M net increase primarily due to PAAP and NYC Sheltering and Temporary Essential Power (STEP) project increases in 4085 NY; \$5M increase due to SFM scheduling and accelerations in 4098 OH; \$16M increase for scope changes in 4086 NJ. Hazard Mitigation: \$30M net increase primarily due to Scour Bridge project accelerations in 4085 NY; (\$3M) net decrease for acquisition and elevation project delays in 4086 NJ. Administration: \$45M increase due to technical assistance contract funding in 4085 NY; \$16M increase for salaries and benefits in 4085 NY and 4086 NJ. Other Activity Totaling: \$2M.	Public Assistance: \$111M net increase for additional eligible costs for the NYC Sheltering and Temporary Essential Power (STEP) Rapid Repairs program in 4085 NY; \$8M increase in 4086 NJ; (\$2M) decrease in 4087 CT. Hazard Mitigation: \$22M net increase primarily due to accelerations for the Scour Bridge projects in 4085 NY; (\$27M) decrease for acquisition and elevation project delays in 4086 NJ. Other Activity Totaling: \$1M.		
2013 Colorado Flood	44	74	74	30	-	Public Assistance: \$19M net increase primarily due to project versions and scope changes for Larimer and Boulder counties in 4145 CO. Administration: \$15M increase for salaries and benefits in 4145 CO. Hazard Mitigation: (\$5M) decrease for delayed projects in 4145 CO. Other Activity Totaling: \$2M.			
<b>DR Sub-Total</b>	<b>9,027</b>	<b>9,442</b>	<b>9,293</b>	<b>415</b>	<b>149</b>				
<b>Total</b>	<b>\$ 9,937</b>	<b>\$ 10,352</b>	<b>\$ 10,203</b>	<b>\$ 415</b>	<b>\$ 149</b>				

\*Based on October 2014 Spend Plans